




**INDIAN SCHOOL AL WADI AL KABIR**  
**PERIODIC SYLLABUS PLAN - 2023 - 2024**  
**CLASS - I ENGLISH**

|                                   | 1                                                        | 2                                                                                                                                                                | 3                                                                                                                                                            | 4                                                                                                                    |
|-----------------------------------|----------------------------------------------------------|------------------------------------------------------------------------------------------------------------------------------------------------------------------|--------------------------------------------------------------------------------------------------------------------------------------------------------------|----------------------------------------------------------------------------------------------------------------------|
| No. of periods available per week | 5th April - 6 th April                                   | 9th April - 13th April                                                                                                                                           | 16thApril– 20thApril                                                                                                                                         | 23rd April - 27th April                                                                                              |
| 1                                 |                                                          | <b>EASTER HOLIDAY</b>                                                                                                                                            | Chapter 1- Meet My Family Objectives, Warm Up Reading - Model and Choral.                                                                                    | <b>*Earth Day Celebration* EID HOLIDAY</b>                                                                           |
| 2                                 |                                                          | Do's and Do not's of writing in the note book. (Pointers – Eg. Begin a sentence with a capital letter.etc.                                                       | New words (10 words)                                                                                                                                         | <b>EID HOLIDAY</b>                                                                                                   |
| 3                                 |                                                          | Name the picture (5 nos. using 3 letter words) Notebook Exercise<br>Eg.:  - sun | <b>Chapter 1- Meet My Family Reading - Model and Choral.</b><br>Reading card - 1(to be given to the children)<br>Word List - 1 (to be given to the children) | <b>EID HOLIDAY</b>                                                                                                   |
| 4                                 |                                                          | Frame sentences – 3 nos. Example: hat – This is a hat. (Notebook)                                                                                                | Framing of sentences using new words [1to 5]                                                                                                                 | <b>Language Structure – A &amp; An Introduction</b><br>[Typed Notes] – ‘an’<br>PPT/ Videos - As per the lesson plan. |
| 5                                 | <b>Student Orientation Interaction with the students</b> | Recapitulation worksheet. (KG)                                                                                                                                   | Listening - Aural Comprehension of Chapter 1 (Worksheet/Audio) Page - 32                                                                                     | A/An continued [Typed Notes - ‘a’]<br>Smart board activities/PPT/ Videos- As per the lesson plan.                    |
| 6                                 | <b>Organizing of books</b>                               | Introduction - <b>Chapter 1- Meet My Family (Reading)</b>                                                                                                        | “a,e,i,o,u” set of words ( <b>Orally</b> )<br>Textbook pages 16(A & B) & 17(A)                                                                               | Recap of the chapter followed by....<br>Textbook Pages 17(B), 18 (C)                                                 |

**\*\* Note: This syllabus is subject to changes based on the reviews done throughout the year.\*\***

**Handwriting pages - 1 to 4 (u & c pattern), Dictation of new words after 10days and Class Test – 3<sup>rd</sup> week**

|                                   | 1                                                                                                                                | 2                                                                                                                | 3                                                                                                                                                                                  | 4                                                                                                      |
|-----------------------------------|----------------------------------------------------------------------------------------------------------------------------------|------------------------------------------------------------------------------------------------------------------|------------------------------------------------------------------------------------------------------------------------------------------------------------------------------------|--------------------------------------------------------------------------------------------------------|
| No. of periods available per week | 30th April - 4th May                                                                                                             | 7th May - 11th May                                                                                               | 14th May - 18 <sup>th</sup> May                                                                                                                                                    | 21st May- 25th May                                                                                     |
| 1                                 | Recap of the chapter followed by...Textbook Pages -19(C), 22(A) &(B)                                                             | Chapter – 1 Reading followed by...<br>Prose Worksheet 2                                                          | <b>Language Structure – Punctuation- Introduction</b><br>PPT/ Videos - As per the lesson plan. (Typed notes) – Use of capital letters and full stop. [Always begin a sentence ...] | <b>*Pre Midterm *</b><br>Worksheet-1(Punctuation)                                                      |
| 2                                 | Picture Comprehension of a/an (Worksheet)                                                                                        | Textbook page – 33<br>Notebook Exercise – 2<br>Fill in the blanks with a or an.<br>Eg.: My father has _____ car. | Typed notes for Capital letters are used for names of person, places, days of the week.<br>Use of capital I in a sentence.                                                         | <b>*Pre Midterm</b><br>Worksheet-2 (Punctuation)                                                       |
| 3                                 | Recap of the language structure followed by...<br>Note Book Exercise -1<br>Use a or an- (5 numbers).<br>Example - _____ ant etc. | Textbook page – 28(A,B &C – orally)                                                                              | Note Book Exercise – 1<br>Circle the capital letters and full stop.<br>(3 numbers) Eg.: - Elsa likes to sing.                                                                      | Reading Comprehension of Punctuation lesson<br><b>*Pre Midterm</b>                                     |
| 4                                 | Recap of the Language Structure followed by....<br>Worksheet 1– (a / an)                                                         | Textbook page – 29 (A&B)                                                                                         | Listening-Aural Comprehension (Punctuation lesson)<br>Typed Notes- Question Mark (?)                                                                                               | <b>*Pre Midterm</b><br>Textbook page – 110 (A)                                                         |
| 5                                 | Recap of the language Structure followed by....<br>Worksheet – 2 (a / an)                                                        | Textbook page – 44 (A&B)                                                                                         | Recap of the language structure followed by...Note Book Exercise - 2 Punctuate the sentence using Question mark (?) (5 numbers) Eg.: –<br>Where do you live?                       | Recap of the language structure followed by...<br>Worksheet - 3 (Punctuation)                          |
| 6                                 | Chapter - 1 Reading followed by<br>Prose Worksheet 1                                                                             | Chapter 1- Meet My Family (Reading)<br>Textbook Page - 38                                                        | <b>Revision Worksheet -1</b>                                                                                                                                                       | <b>*Pre Midterm</b><br><b>Chapter 2- My sister's eating porridge Introduction, Objectives, Warm Up</b> |

**\*\* Note: This syllabus is subject to changes based on the reviews done throughout the year.\*\***

**Handwriting pages - 5 to 8 (e & o pattern) ). Dictation of new words after 10days and Class Test – 3<sup>rd</sup> week**

|                                   | 1                                                                                       | 2                                                                                                                                                                | 3                     | 4                     |
|-----------------------------------|-----------------------------------------------------------------------------------------|------------------------------------------------------------------------------------------------------------------------------------------------------------------|-----------------------|-----------------------|
| No. of periods available per week | 28th May -1st June                                                                      | 4th June - 5th June                                                                                                                                              | 11th June - 15th June | 18th June- 22nd June  |
| 1                                 | Chapter 2- My sister's eating porridge<br>Choral Reading                                | Language Structure – Introduction<br>Naming words. PPT/ Videos - As per the lesson plan. Typed Notes 1– Naming words are names of person, place, animals, thing. | <b>*SUMMER BREAK*</b> | <b>*SUMMER BREAK*</b> |
| 2                                 | Reading Card -2 and Word List - 2<br>(to be given to the children) New words (10 words) | Typed Notes 2- Naming words are also names of vegetables, fruits, days of the week, months, and festivals.                                                       |                       |                       |
| 3                                 | Framing of sentences using new words (6 words)                                          | <b>SUMMER BREAK BEGINS</b>                                                                                                                                       |                       |                       |
| 4                                 | Prose Worksheet -1 (Spell check/ Word Meaning)                                          | <b>*SUMMER BREAK*</b>                                                                                                                                            |                       |                       |
| 5                                 | Prose Worksheet -2                                                                      | <b>*SUMMER BREAK*</b>                                                                                                                                            |                       |                       |
| 6                                 | Textbook pages – 36 (A & B), 37(A & B)                                                  | <b>*SUMMER BREAK*</b>                                                                                                                                            |                       |                       |
|                                   |                                                                                         |                                                                                                                                                                  |                       |                       |

**\*\* Note: This syllabus is subject to changes based on the reviews done throughout the year.\*\***

**Handwriting pages - 9 & 10 (1 pattern) , Dictation of new words after 10days and Class Test – 3<sup>rd</sup> week**

|                                  | 1                                                                                                                   | 2                                                                                                                                                                                         | 3                                                                                                                            | 4                                                                                  |
|----------------------------------|---------------------------------------------------------------------------------------------------------------------|-------------------------------------------------------------------------------------------------------------------------------------------------------------------------------------------|------------------------------------------------------------------------------------------------------------------------------|------------------------------------------------------------------------------------|
| No of periods available per week | 2 <sup>nd</sup> Aug-3 <sup>rd</sup> Aug                                                                             | 6 <sup>th</sup> Aug - 10 <sup>th</sup> Aug                                                                                                                                                | 13 <sup>th</sup> Aug – 17 <sup>th</sup> Aug                                                                                  | 20 <sup>th</sup> Aug - 24 <sup>th</sup> Aug                                        |
| 1                                | <b>*SUMMER BREAK*</b>                                                                                               | Remedial work- Pre Mid Term                                                                                                                                                               | Recap of the language structure followed...<br>Naming words (Worksheet 1)                                                    | New words (10 words)                                                               |
| 2                                |                                                                                                                     | Recap of the language structure followed by...Notebook Exercise- 1<br>Colour the naming words. Example – pear, from, eat, car<br>(5 numbers)                                              | <b>*INDEPENDENCE DAY*</b>                                                                                                    | Framing of sentences using new words (1-5)                                         |
| 3                                |                                                                                                                     | Listening -Aural Comprehension for Naming words lesson.                                                                                                                                   | Recap of the language structure followed...<br>Naming words Worksheet 2                                                      | Picture Comprehension of Naming Words                                              |
| 4                                |                                                                                                                     | Textbook Pages- 29 (Introduction), 30 (A&B)                                                                                                                                               | Reading Comprehension of Naming word                                                                                         | Chapter 3 Reading followed by ...<br>Prose Worksheet 1 (Spell check/ Word Meaning) |
| 5                                | <b>School reopens after summer break</b><br><b>Chapter 2- My sister's eating porridge</b><br>Recapitulation-Reading | Recap of the language structure followed...<br>Notebook Exercises - 2 Underline the naming words in the given sentence.<br>(5 numbers).                                                   | <b>Chapter 3- Appu, the Baby Elephant</b><br><b>Model and Choral reading, Objectives and Warm-up</b>                         | <b>*ACTIVITY WONDER TIME*</b>                                                      |
| 6                                | Picture Composition of Punctuation                                                                                  | Recap of the language structure followed...<br>Note Book Ex – 3<br>Choose the correct naming word and fill in the blanks. (5 numbers.)<br>Example: 1. The ran after the dog.<br>(mat/boy) | <b>Reading Card - 3 (given to the Children) Word List - 3 (given to the children)</b><br>Textbook pages – 42 (A & B), 45 (A) | <b>*ACTIVITY WONDER TIME*</b>                                                      |

**\*\* Note: This syllabus is subject to changes based on the reviews done throughout the year.\*\***

**Handwriting pages - 11 to 14 (j & s pattern) ), Dictation of new words after 10days and Class Test – 3<sup>rd</sup> week**

|                                   | 1                                                                                                                                                 | 2                                                                               | 3                                                                                                                                              | 4                                           |
|-----------------------------------|---------------------------------------------------------------------------------------------------------------------------------------------------|---------------------------------------------------------------------------------|------------------------------------------------------------------------------------------------------------------------------------------------|---------------------------------------------|
| No. of periods available per week | 27 <sup>th</sup> Aug- 31 <sup>st</sup> Aug                                                                                                        | 3 <sup>rd</sup> Sep- 7 <sup>th</sup> Sept                                       | 10 <sup>th</sup> Sep- 14 <sup>th</sup> Sept                                                                                                    | 17 <sup>th</sup> Sep- 21 <sup>st</sup> Sept |
| 1                                 | Chapter 3 Recap followed by...<br>Prose Worksheet-2 (Question & Answers)                                                                          | Revision Worksheet-1 (Midterm)                                                  | Picture Composition of One and Many                                                                                                            | <b>*Midterm *</b>                           |
| 2                                 | <b>Language Structure – One and Many (Intro- Pictorial)</b><br>PPT/ Videos - As per the lesson plan.                                              | Revision Worksheet-1 (Midterm)                                                  | Textbook Pages – 68,69 Introduction & B<br><b>Chapter 4 -Once I saw a Little Bird (Only Reading)</b>                                           | <b>*Midterm *</b>                           |
| 3                                 | Recap of the language structure followed...<br>Notebook Ex 1 – Complete the table. Example - One and Many _____ balls.                            | Sentence writing prompt – Myself of one and many.<br><b>*Teachers Day*</b>      | <b>Language Structure – Pronouns (Intro)</b><br>Typed Notes for He/His PPT/ Videos - As per the lesson plan.                                   | <b>*Midterm *</b>                           |
| 4                                 | Recap of the language structure followed...<br>Notebook Ex-2-Fill in the blanks with the correct word. (5 Numbers) Example - One pen, three _____ | Sentence writing prompt -Myself continued...                                    | Typed Notes She/ Her/ I / It Smart board activities/PPT/ Videos - As per the lesson plan.<br><br><b>Term I - Subject Enrichment Activity</b>   | <b>*Midterm *</b>                           |
| 5                                 | Aural Comprehension of one and many (Worksheet)                                                                                                   | <b>*JANMASHTAMI HOLIDAY*</b>                                                    | Recap of the language structure followed...<br>Note book Ex 1 – Circle the correct pronoun in the sentences.<br>Example - He/ she is my uncle. | <b>*Midterm *</b>                           |
| 6                                 | <b>*ONAM HOLIDAY*</b>                                                                                                                             | Recap of the language structure followed...<br>One and Many Worksheet – 1 and 2 | Note book Ex 2 – Write 4 example - where he, she, it can be used.<br>Example – he, she, it, mother, brother, pencil                            | <b>*Midterm *</b>                           |

**\*\* Note: This syllabus is subject to changes based on the reviews done, throughout the year.\*\***  
**Handwriting pages – 15 to 18 ), Dictation of new words after 10days and Class Test – 3<sup>rd</sup> week**

|                                   | 1                                                                         | 2                                                                                                                                                           | 3                                                                                                                                                                                          | 4                                                                                                                                                                                                |
|-----------------------------------|---------------------------------------------------------------------------|-------------------------------------------------------------------------------------------------------------------------------------------------------------|--------------------------------------------------------------------------------------------------------------------------------------------------------------------------------------------|--------------------------------------------------------------------------------------------------------------------------------------------------------------------------------------------------|
| No. of periods available per week | 24 <sup>th</sup> Sept- 28 <sup>th</sup> Sept                              | 1 <sup>st</sup> Oct- 5 <sup>th</sup> Oct                                                                                                                    | 8 <sup>th</sup> Oct- 12 <sup>th</sup> Oct                                                                                                                                                  | 15 <sup>th</sup> Oct- 19 <sup>th</sup> Oct                                                                                                                                                       |
| 1                                 | <b>*Midterm *</b>                                                         | <b>*Gandhi Jayanti*</b><br>Reading Comprehension of Pronoun                                                                                                 | Reading Comprehension of Describing Words Worksheet                                                                                                                                        | <b>Introduction – Opposites</b><br>(Typed notes) Notebook size worksheet<br>Opposites – Ex 1- Ring the opposites of the given words<br>Example - tall x short / cold                             |
| 2                                 | Sentence writing- prompt - My best friend (Pronouns)                      | <b>Chapter 5- My Best Friend (Only Reading) Language Structure – Describing words – Introduction</b><br>PPT/ Videos - As per the lesson plan. (Typed notes) | Recap of the language structure followed...<br>Ex 3: Choose the appropriate describing word from the bracket and fill in the blanks.<br>Example – The clown has a funny face. (up / funny) | Recap of the language structure followed...<br>Notebook Ex. 2 – Opposites Fill in the blanks with the opposites of the words given in the bracket.<br>Example -The lemons are _____ (sour / hot) |
| 3                                 | Sentence writing- prompt - My best friend (Continued...)                  | Recap of the language structure followed...<br>Note book Ex 1- Circle the describing word<br>Example – happy, doll, five                                    | <b>Textbook Page – 122</b><br>Aural Comprehension of Describing words.                                                                                                                     | Recap of the language structure followed...<br>Opposites – Worksheet 1 & 2                                                                                                                       |
| 4                                 | <b>PROPHET'S BIRTHDAY</b>                                                 | Recap of the language structure followed...<br>Note book Ex2 – Underline the describing words in the given sentences. Example - I have a pretty doll.       | Recap of the language structure followed...<br>Describing Words-Worksheet-1 & 2                                                                                                            | Textbook Pages – 56 (A), 57 (B)                                                                                                                                                                  |
| 5                                 | Recap of the language structure Pronoun followed by ... Worksheet-1 and 2 | Remedial work for “Midterm Notebook                                                                                                                         | <b>Chapter 6 – Playing in the park (Only Reading)</b>                                                                                                                                      | Sentence writing-A visit to the park (Notebook exercise) Pronoun                                                                                                                                 |
| 6                                 | Textbook Pages – 84 (Introduction), 85 – Ex (A&B)                         | <b>*WORLD ELDERS DAY*</b>                                                                                                                                   | Picture Composition of Describing Words                                                                                                                                                    | Sentence writing-A visit to the park (Notebook exercise) Pronoun                                                                                                                                 |

**\*\* Note: This syllabus is subject to changes based on the reviews done throughout the year.\*\***

**Handwriting pages - 19 to 22 ), Dictation of new words after 10days and Class Test – 3<sup>rd</sup> week**

|                                   | 1                                                                                                                          | 2                                                                                                                                             | 3                                                                                                                                                                                              | 4                                                                                 |
|-----------------------------------|----------------------------------------------------------------------------------------------------------------------------|-----------------------------------------------------------------------------------------------------------------------------------------------|------------------------------------------------------------------------------------------------------------------------------------------------------------------------------------------------|-----------------------------------------------------------------------------------|
| No. of periods available per week | 22 <sup>nd</sup> Oct- 26 <sup>th</sup> Oct                                                                                 | 29 <sup>th</sup> Oct - 2 <sup>nd</sup> Nov                                                                                                    | 5 <sup>th</sup> Nov-9 <sup>th</sup> Nov                                                                                                                                                        | 12 <sup>th</sup> Nov-16 <sup>th</sup> Nov                                         |
| 1                                 | <b>Chapter 7 – Here is the Nose Introduction, Objectives, Warm Up</b>                                                      | <b>Chapter 7 – Reading</b><br>Prose Worksheet – 1 & 2                                                                                         | Recap of the language structure followed by...<br>Notebook Ex 2 – Choose the correct preposition from the bracket and FIB (5 nos.)<br>Example - Jack is hiding _____ the trees. (between / in) | Reading Comprehension of lesson Preposition<br><b>*DIWALI*</b>                    |
| 2                                 | <b>Reading - Model and Choral Reading, Reading Card – 4 and Word List – 4 (given to the children)</b><br><b>*DUSSEHRA*</b> | <b>*OMAN TREE DAY*</b><br><b>Chapter 8 – On the way to School (Only Reading)</b>                                                              | Recap of the language structure followed by ...<br>Notebook Ex 3 – Fill in the blanks with the correct preposition. (5 nos.)<br>Example - The book is on the table.                            | <b>*GUJARATI NEW YEAR*</b>                                                        |
| 3                                 | New words (10 words)                                                                                                       | Sentence writing- My favourite animal of Describing Words                                                                                     | Recap of the language structure followed by ...<br>Preposition Worksheet No. 1<br>Preposition Worksheet No 2                                                                                   | <b>*CHILDREN'S DAY ACTIVITY*</b>                                                  |
| 4                                 | Framing of sentences using new words (1-4)                                                                                 | Sentence writing- My favourite animal of Describing Words (continued...)                                                                      | Aural comprehension of Prepositions                                                                                                                                                            | Recap of the chapter followed by...<br>Prose Worksheet-2 (Question and Answers)   |
| 5                                 | Framing of sentences using new words (5-8)                                                                                 | <b>Language Structure – Prepositions</b> PPT/ Videos - As per the lesson plan. (Typed Notes Explanation)<br>in, on, under, between, with, at. | <b>Chapter 9- Sheebu, the sheep Introduction, Objectives, Warm Up Reading - Model and Choral Reading,</b>                                                                                      | Reading of the chapter followed by...<br>Textbook Pages – 94 (A), 95 (A) & 96-(C) |
| 6                                 | Textbook Page – 75 (A & B), 76, 77 (B)                                                                                     | Recap of the language structure followed by...<br>Note Book Exercise 1- Underline the preposition in the given sentences. (5 numbers.)        | <b>Reading - Model and Choral Reading, Reading Card - 5 and Word List – 5 (given to the children)</b><br>Prose Worksheet1                                                                      | Picture Comprehension of Preposition                                              |

**\*\* Note: This syllabus is subject to changes based on the reviews done throughout the year.\*\***  
**Handwriting pages - 23 to 26 ), Dictation of new words after 10days and Class Test – 3<sup>rd</sup> week**

|                                   | 1                                                                                                        | 2                                                                                                                                                   | 3                                                                                                             | 4                                                                                                                   |
|-----------------------------------|----------------------------------------------------------------------------------------------------------|-----------------------------------------------------------------------------------------------------------------------------------------------------|---------------------------------------------------------------------------------------------------------------|---------------------------------------------------------------------------------------------------------------------|
| No. of periods available per week | 19 <sup>th</sup> Nov- 23 <sup>rd</sup> Nov                                                               | 26 <sup>th</sup> Nov -30 <sup>th</sup> Nov                                                                                                          | 3 <sup>rd</sup> Dec -7 <sup>th</sup> Dec                                                                      | 10 <sup>th</sup> Dec- 14 <sup>th</sup> Dec                                                                          |
| 1                                 | Sentence Writing- A visit to a supermarket ( Preposition )                                               | Revision -1 (Post Midterm)                                                                                                                          | <b>*FOUNDER'S DAY*</b>                                                                                        | <b>*Christmas Assembly*</b><br><b>Reading Comprehension of This /That (Worksheet)</b><br><b>*POST MIDTERM EXAM*</b> |
| 2                                 | Sentence Writing- A visit to a supermarket (Preposition)(continued...)                                   | Recap of the language structure followed by...<br>Note Book Exercise 1 – Circle the correct word (6 Number)<br>Example - This is / These are books. | Recap of the language structure followed by...<br>Worksheet No 2 – This is / That is / These are / Those are) | <b>Language Structure – Use of has &amp; have – Typed Notes</b><br>Explanation & Notebook Exercise.                 |
| 3                                 | <b>Language Structure- This / That – Introduction –</b><br>PPT/ Videos - As per the lesson plan.         | Recap of the language structure followed by ....<br>Worksheet –1 Look at the picture and frame sentences. (This / That/These/ Those) 6 numbers.     | <b>HANDWRITING COMPETITION</b>                                                                                | Recap of the language structure followed by... Worksheet on is / are/ was/ were/ has/ have.                         |
| 4                                 | <b>Introduction – These / Those</b><br>PPT/ Videos - As per the lesson plan.<br>Typed notes- Explanation | <b>*SPORTS DAY*</b>                                                                                                                                 | <b>*POST MIDTERM EXAM*</b><br>Recap of the language structure ...is / are (Notebook Exercise)                 | Picture Composition of This/That/These/Those lesson                                                                 |
| 5                                 | <b>OMAN NATIONAL DAY HOLIDAY</b>                                                                         | Textbook Pages – 69 (Introduction), 70                                                                                                              | <b>*POST MIDTERM EXAM*</b><br>Textbook Pages- 113 (B), 115 (Vocabulary & Activity), 116                       | Recap of the language structure was/ were (Notebook Exercise)                                                       |
| 6                                 | <b>OMAN NATIONAL DAY HOLIDAY</b>                                                                         | Language Structure is/are (Notebook Explanation)                                                                                                    | Recap of the Language Structure – was/ were (Notebook Exercise)<br><b>POST MIDTERM EXAM*</b>                  | Chapter 12 Clouds (Only Reading)                                                                                    |

**\*\* Note: This syllabus is subject to changes based on the reviews done throughout the year.\*\***

**Handwriting pages - 27 to 30), Dictation of new words after 10days and Class Test – 3<sup>rd</sup> week**



|                                   | 1                                          | 2                                                                                                                                 | 3                                                                                                                                                              | 4                                                                                                    |
|-----------------------------------|--------------------------------------------|-----------------------------------------------------------------------------------------------------------------------------------|----------------------------------------------------------------------------------------------------------------------------------------------------------------|------------------------------------------------------------------------------------------------------|
| No. of periods available per week | 17 <sup>th</sup> Dec -21 <sup>st</sup> Dec | 9 <sup>th</sup> Jan - 11 <sup>th</sup> Jan                                                                                        | 14 <sup>th</sup> Jan - 18 <sup>th</sup> Jan                                                                                                                    | 21 <sup>st</sup> Jan – 25 <sup>th</sup> Jan                                                          |
| 1                                 | <b>WINTER BREAK BEGINS*</b>                | <b>WINTER BREAK</b>                                                                                                               | Sentence writing-" My favourite cartoon character" of This, That lesson.                                                                                       | <b>Chapter 11 – The Red Raincoat Introduction, Objectives, Warm Up</b>                               |
| 2                                 | <b>WINTER BREAK</b>                        | <b>WINTER BREAK</b>                                                                                                               | Sentence writing-" My favourite cartoon character" of This, That lesson.<br>continued...                                                                       | <b>Reading - Model and Choral Reading, Reading Card - 6 and Word List -6 (given to the children)</b> |
| 3                                 | <b>WINTER BREAK</b>                        | <b>WINTER BREAK</b>                                                                                                               | <b>Language Structure – Doing Words</b> PPT/ Videos - As per the lesson plan<br>(Typed Notes) Explanation                                                      | <b>New words (10 words)</b>                                                                          |
| 4                                 | <b>WINTER BREAK</b>                        | <b>SCHOOL REOPENS AFTER WINTER BREAK*</b><br><b>Chapter 13 – The Crane and the Crab (Only Reading)</b><br>Textbook Page – 123 (B) | Recap of the language structure followed by...<br>Language structure- Ex-1 Colour the doing words.<br>Example – eat, with, skip                                | <b>Framing of sentences using new words [1 to 5]</b>                                                 |
| 5                                 | <b>WINTER BREAK</b>                        | <b>Remedial work for "Post Midterm Examination"</b>                                                                               | Recap of the language structure followed by...<br>Exercise -2 (Doing words)<br>Underline the doing words in the given sentences-<br>Ex- Harry sings very well. | <b>Framing of sentences using new words [6 to 10]</b>                                                |
| 6                                 | <b>WINTER BREAK</b>                        | <b>His Majesty Accession day</b>                                                                                                  | Aural Comprehension of Doing Words                                                                                                                             | <b>*REPUBLIC DAY*</b>                                                                                |

**\*\* Note: This syllabus is subject to changes based on the reviews done throughout the year.\*\***

**Handwriting Pages - 31 & 32), Dictation of new words after 10days and Class Test – 3<sup>rd</sup> week**

|                                   | 1                                                                             | 2                                                                             | 3                                           | 4                                                                        |
|-----------------------------------|-------------------------------------------------------------------------------|-------------------------------------------------------------------------------|---------------------------------------------|--------------------------------------------------------------------------|
| No. of periods available per week | 28 <sup>th</sup> Jan - 1 <sup>st</sup> Feb                                    | 4 <sup>th</sup> Feb- 8 <sup>th</sup> Feb                                      | 11 <sup>th</sup> Feb - 15 <sup>th</sup> Feb | 2<br>18 <sup>th</sup> Feb- 22 <sup>nd</sup> Feb                          |
| 1                                 | Reading Comprehension of Doing words                                          | Picture Comprehension of Doing words                                          | Textbook Pages – 58, 59 & 60                | <b>Al Isra'a Wal Miraj</b>                                               |
| 2                                 | <b>Term II - Subject Enrichment Activity</b>                                  | Recap of the language structure followed by ... Doing words<br>Worksheet - 1  | Textbook Pages – 108 (A & B) & 109          | <b>Chapter 12 – White Lily (Only Reading)</b><br>Textbook Pages – 61, 62 |
| 3                                 | Chapter – 11 Reading followed by...<br>Prose Worksheet-1                      | Recap of the language structure followed by .... Doing Words<br>worksheet - 2 | <b>*CLASS CONCERTS*</b>                     | Textbook Pages – 20, 21, 23, 24                                          |
| 4                                 | Chapter – 11 Reading followed by...<br>Prose Worksheet 2 (Question & Answers) | Sentence writing-" My birthday party (Doing words).                           | <b>*CLASS CONCERTS*</b>                     | Textbook Pages – 37, 43<br>Revision for the final examination - Oral     |
| 5                                 | <b>*ENGLISH CHORAL RECITATION*</b>                                            | Sentence writing-" My birthday party (Doing words)                            | Textbook Page – 13,14 & 15                  | <b>*HINDI CHORAL RECITATION*</b>                                         |
| 6                                 | <b>*ENGLISH CHORAL RECITATION*</b>                                            | Revision worksheet for the final examination                                  | Textbook Page - 111                         | <b>*HINDI CHORAL RECITATION*</b>                                         |

**\*\*Note: This syllabus is subject to changes based on the reviews done throughout the year.\*\***

**Handwriting Pages - 33 & 38), Dictation of new words after 10days and Class Test – 3<sup>rd</sup> week**

|                                   | 1                                              | 2                                        | 3                                           | 4 |
|-----------------------------------|------------------------------------------------|------------------------------------------|---------------------------------------------|---|
| No. of periods available per week | 25 <sup>th</sup> Feb- 29 <sup>th</sup> Feb     | 3 <sup>rd</sup> Mar- 7 <sup>th</sup> Mar | 10 <sup>th</sup> Mar – 14 <sup>th</sup> Mar |   |
| 1                                 | Revision work for the final examination - Oral | Final Examination Begins....             | -                                           | - |
| 2                                 | Revision work for the final examination - Oral | -                                        | -                                           | - |
| 3                                 | Revision work for the final examination - Oral | -                                        | -                                           | - |
| 4                                 | <b>*Choral Singing Competition*</b>            | -                                        | -                                           | - |
| 5                                 | <b>*Choral Singing Competition*</b>            | -                                        | -                                           | - |
| 6                                 | <b>*Choral Singing Competition*</b>            | -                                        | -                                           | - |

**\*\* Note: This syllabus is subject to changes based on the reviews done throughout the year.\*\***

**Handwriting pages - 39 to 44), Dictation of new words after 10days and Class Test – 3<sup>rd</sup> week**



**INDIAN SCHOOL AL WADI AL KABIR**  
**DEPARTMENT OF HINDI**  
**ANNUAL SYLLABUS BREAK UP 2<sup>ND</sup> LANGAUGE**  
**2023-2024**  
**CLASS –I**

|       |                                                                                                                                                                                                                                                                                                                                                                                                                            |
|-------|----------------------------------------------------------------------------------------------------------------------------------------------------------------------------------------------------------------------------------------------------------------------------------------------------------------------------------------------------------------------------------------------------------------------------|
| APRIL | <p><b>Letters – अ आ ब ठ ट घ म न र स</b></p> <p>Words with the above-mentioned letters</p> <p>❖ Reader Exercises of the above-mentioned letters</p> <p>Poem - प्यासा कौआ</p>                                                                                                                                                                                                                                                |
| MAY   | <p><b>Letters - त क ज ग ल ख ह छ इ ई</b></p> <p>Words with the above-mentioned letters</p> <p>❖ Reader Exercises of the above mentioned letters</p> <p>❖ Matra : ा</p> <p>❖ Matra: इ [ि]</p> <p>❖ Words with the above mentioned matras</p> <p>❖ LISTENING ACTIVITY-SEA-1</p> <p>❖ ART INTEGRATED ACTIVITY-1</p> <p>❖ Picture Reading-1 [ word based]</p> <p>❖ STORY - बंदर और टोपी वाला</p> <p>❖ Poem- मछली जल की रानी</p> |
| JUNE  | Continuity of ..... इ matra                                                                                                                                                                                                                                                                                                                                                                                                |
|       |                                                                                                                                                                                                                                                                                                                                                                                                                            |

AUGUST

**Letters – ड़ ड़ य व प च झ फ ड़ उ**

Words with the above-mentioned letters



❖ Reader Exercises of the above-mentioned letter

❖ Matra : ई [ ी ]

❖ Words with the above mentioned matra

❖ Picture Reading-2 [ word based ]

❖ Names of the parts of the body

❖ STORY कछुआ और खरगोश

❖ Poem- मम्मी की रोटी गोल गोल

SEPTEMBER

❖ Reader Exercises of the above-mentioned letters

❖ Matra : उ [ ु ]

Words with the above mentioned matra

❖ Picture Reading-3 [ word based ]

❖ Revision of mid term

❖ STORY कछुआ और खरगोश

❖ Poem- मम्मी की रोटी गोल गोल

OCTOBER

❖ **Letters – ढ़ ढ़ थ ध ऊ ए**

❖ Matra : ऊ [ ू ]

|          |                                                                                                                                                                                                                                                                                                                                                                                                                                      |
|----------|--------------------------------------------------------------------------------------------------------------------------------------------------------------------------------------------------------------------------------------------------------------------------------------------------------------------------------------------------------------------------------------------------------------------------------------|
|          | <ul style="list-style-type: none"> <li>❖ Matra : ए [ े ]</li> <li>❖ Words with the above mentioned matras</li> <li>❖ Picture Reading-4 [sentences based]</li> <li>❖ FRAME SENTENCES – INTRO.</li> <li>❖ ART INTEGRATION -2</li> <li>❖ STORY – खट्टे अँगूर</li> <li>❖ Poem - आलू कचालू</li> </ul>                                                                                                                                     |
| NOVEMBER | <p><b>Letters – श भ ष ण ऐ</b></p> <p>Words with the above-mentioned letters</p> <ul style="list-style-type: none"> <li>❖ Reader Exercises of the above mentioned letters</li> <li>❖ Matra : ऐ [ ै ]</li> <li>❖ Words with the above mentioned matra</li> <li>❖ Names of flowers</li> <li>❖ Names of vegetables</li> <li>❖ Revision of post mid- term</li> <li>❖ STORY - खट्टे अँगूर</li> <li>❖ Poem- मिट्ठू - मिट्ठू तोता</li> </ul> |
| DECEMBER | <ul style="list-style-type: none"> <li>❖ Names of fruits</li> <li>❖ Names of colours</li> <li>❖ Reader PAGES.19,35,40,47, 48,52,58</li> <li>❖ ART INTEGRATION – 3</li> <li>❖ Poem – एक टमाटर लाल लाल</li> </ul>                                                                                                                                                                                                                      |

JANUARY

**Letters: ओ औ**

Words with the above-mentioned letters

Matra : ओ [ ो ]

Matra : औ [ ौ ]

Words with the above mentioned matras

- ❖ Names of birds
- ❖ FRAME SENTENCES
- ❖ Picture Reading-5 [sentences based]
- ❖ Reader pages 64,65,71,74,75
- ❖ POEM: धोबी आया
- ❖ STORT: लालची कुत्ता

FEBRUARY

**LETTERS : अं आँ अः**

Words with the above mentioned sign

संयुक्ताक्षर - क्ष त्र ज्ञ श्र

**LETTERS : ऋ ड ञ**

ART INTEGRATION - 4

वर्णमाला

दसखड़ी

**READER PAGES 69,70,71 ,27,**

**REVISION OF FINAL PAPER**

|       |             |
|-------|-------------|
|       |             |
| MARCH | FINAL EXAMS |
|       |             |

\* Kindly note there could be changes in the duration of the completion of the lessons as and when need arises.



# Indian School Al Wadi Al Kabir

Month:                      Syllabus for class: 1                      Subject: Malayalam - Second Language

| WEEK              | Syllabus/Topic | Learning Objectives | Teaching Strategies | Periods Alloted | Assignments   | Teaching material prepared |
|-------------------|----------------|---------------------|---------------------|-----------------|---------------|----------------------------|
| <b>April 2023</b> |                |                     |                     |                 |               |                            |
| Week-1            |                |                     |                     |                 |               |                            |
| 2-6               |                |                     |                     |                 |               |                            |
|                   |                |                     |                     |                 |               |                            |
|                   |                |                     |                     |                 |               |                            |
| Week-2            | പാഠം 1         | മൃഗപരിചയം           | വിവരണം              | 2               | മൃഗങ്ങളുടെ    | PPT                        |
| 9-13              |                | ആശയഗ്രഹണം           | പാഠാവതരണം           |                 | പേരുപറയുക     | Text book                  |
|                   |                |                     |                     |                 |               | Video                      |
|                   |                |                     |                     |                 |               | കുട്ടിക്കഥ                 |
|                   |                |                     |                     |                 |               |                            |
| Week-3            | പാഠം 2         | കഥാസ്വരണം           | പാഠാവതരണം           | 4               | Story telling | Video                      |
| 16-20             | കുട്ടിക്കഥ     | മൃഗപരിചയം           | കഥാകഥനം             |                 | Drawing       | Text book                  |
|                   |                | ഗുണപാഠം             |                     |                 |               | കുട്ടിക്കഥ                 |
|                   |                |                     |                     |                 |               | Pictures                   |
|                   |                |                     |                     |                 |               |                            |
| Week-4            | പാഠം 3         | കവിതാസ്വരണം         | പാഠാവതരണം           | 4               | Action song   | കുട്ടിക്കവിത               |
| 23-27             | കുട്ടിക്കവിത   | ആലാപനം              | കവിതാലാപനം          |                 |               | Text book                  |
|                   |                | മൃഗപരിചയം           |                     |                 |               | PPT                        |
|                   |                |                     |                     |                 |               |                            |
|                   |                |                     |                     |                 |               |                            |
| <b>May 2023</b>   |                |                     |                     |                 |               |                            |
| Week-1            | പാഠം 4         | ഉപകരണപരിചയം         | പാഠാവതരണം           | 6               | Chart         | Video                      |
| 1-4               | അക്ഷരപ്പാട്ട്  | ലേഖനാഭിരുചി         | കാവ്യാലാപനം         |                 |               | Text book                  |
|                   |                | ഉച്ചാരണശുദ്ധി       | വിവരണം              |                 |               | PPT                        |

|                  |               |                   |               |   |           |              |
|------------------|---------------|-------------------|---------------|---|-----------|--------------|
|                  |               |                   | ആലേഖനം        |   |           | കുട്ടിക്കവിത |
| Week-2           | പാഠം 5        | കവിതാസ്വാദനം      | പാഠാവതരണം     | 4 | Dictation | PPT          |
| 7-11             | കുട്ടിക്കഥ    | വൃക്ഷപരിചയം       | കവിതാലാപനം    |   |           | Text book    |
|                  |               | ലേഖനപരിചയം        | അക്ഷരപരിശീലനം |   |           | കുട്ടിക്കഥ   |
|                  |               | ഉച്ചാരണശുദ്ധി     |               |   |           |              |
| Week-3           | പാഠം 6        | പ്രകൃതിപരിചയം     | പാഠാവതരണം     | 6 | ചിത്രങ്ങൾ | Pictures     |
| 14-18            | കുട്ടിക്കവിത  | വസ്തുപരിചയം       | വിവരണം        |   | പേരുകൾ    | Text book    |
|                  |               | കവിത<br>ആസ്വാദനം  | കവിതാലാപനം    |   |           | കുട്ടിക്കവിത |
|                  |               | അക്ഷരപരിചയം       | പരിശീലനം      |   |           |              |
| Week-4           | പാഠം 7        | അക്ഷരപരിചയം       | അക്ഷരപരിശീലനം | 6 | Dictation | Video        |
| 21-25            | കുട്ടിക്കഥ    | പദപരിചയം          | പാഠാവതരണം     |   |           | Text book    |
|                  |               | വസ്തുപരിചയം       | വിവരണം        |   |           |              |
|                  |               | ഉച്ചാരണശുദ്ധി     |               |   |           |              |
| Week-5           | പാഠം 8        | ഭക്ഷണപരിചയം       | മാതൃകാവായന    | 6 | Chart     | PPT          |
| 28-31            | ഭക്ഷണപ്പാട്ട് | കവിതാസ്വാദനം      | പരിശീലനം      |   | Worksheet | Text book    |
| <b>June 2023</b> |               |                   |               |   |           |              |
| Week-1           | സ്വരാക്ഷരങ്ങൾ | സ്വരാക്ഷരപ്പാട്ട് | പാഠാവതരണം     | 2 | Dictation | Videos       |
| 1                | അക്ഷരപ്പാട്ട് | എഴുത്ത്           | കവിതാലാപനം    |   |           | Text book    |
|                  |               | ഉച്ചാരണശുദ്ധി     | മാതൃകാവായന    |   |           | PPT          |
|                  |               | അക്ഷരപരിചയം       | പരിശീലനം      |   |           | കുട്ടിക്കവിത |
| Week-2           |               |                   |               |   |           |              |

|                    |               |                         |                         |   |             |                                           |
|--------------------|---------------|-------------------------|-------------------------|---|-------------|-------------------------------------------|
| 4-8                |               |                         |                         |   |             |                                           |
|                    |               |                         |                         |   |             |                                           |
|                    |               |                         |                         |   |             |                                           |
|                    |               |                         |                         |   |             |                                           |
| <b>August 2023</b> |               |                         |                         |   |             |                                           |
| Week-1             | അക്ഷരപ്പാട്ട് | അക്ഷരപരിചയം             | പാഠാവതരണം               | 2 | Dictation   | Videos                                    |
| 1-3                |               | ഉച്ചാരണശുദ്ധി           | കവിതാലാപനം<br>പരിശീലനം  |   |             | Text book<br>PPT<br>കുട്ടിക്കവിത<br>Cards |
| Week-2             | പാഠം 9        | കവിതാസ്വാദനം            | മാതൃകാ വായന             | 6 | Action song | Videos                                    |
| 6-10               | കുട്ടിക്കവിത  | അക്ഷരപരിചയം<br>പദപരിചയം | പാഠാവതരണം<br>കവിതാലാപനം |   |             | Text book<br>കുട്ടിക്കവിത<br>PPT          |
|                    |               | ഉച്ചാരണശുദ്ധി           | ലേഖനപരിശീലനം            |   |             |                                           |
| Week-3             | പാഠം 10       | കവിതാസ്വാദനം            | കവിതാലാപനം              | 6 |             | PPT                                       |
| 13-17              | കുട്ടിക്കവിത  | ചിത്രപരിചയം<br>പദപരിചയം | പാഠാവതരണം<br>വിവരണം     |   |             | Text book                                 |
|                    |               | അക്ഷരപരിചയം             |                         |   |             |                                           |
| Week-4             | പാഠം 11       | മുഗ്ദ്ധപരിചയം           | പാഠാവതരണം               | 6 | Dictation   | Videos                                    |
| 20-24              | കുട്ടിക്കവിത  | കവിതാസ്വാദനം<br>കഥാകഥനം | വിവരണം<br>കവിതാലാപനം    |   |             | Text book                                 |
|                    |               | അക്ഷരപരിചയം             | ലേഖനപരിശീലനം            |   |             |                                           |
| Week-5             | പാഠം 12       | വ്യക്തപരിചയം            | കഥാകഥനം                 | 4 | Drawing     | PPT                                       |
| 27-31              | കുട്ടിക്കഥ    | പദപരിചയം                | പരിശീലനം                |   | Worksheet   | Text book                                 |

| September 2023 |              |                |              |   |                  |              |
|----------------|--------------|----------------|--------------|---|------------------|--------------|
| Week-1         | പാഠം 13      | വസ്തുപരിചയം    | മാതൃകാവായന   | 6 | Dictation        | Videos       |
| 3-7            | കുട്ടിക്കഥ   | അക്ഷരപരിചയം    | കഥാകഥനം      |   |                  | Text book    |
|                |              | ഉച്ചാരണശുദ്ധി  | ലേഖനപരിശീലനം |   |                  | കുട്ടിക്കഥ   |
|                |              |                |              |   |                  |              |
|                |              |                |              |   |                  |              |
| Week-2         | പാഠം 14      | കഥാസ്വരണം      | കവിതാലാപനം   |   | Dictation        | PPT          |
| 10-14          | കുട്ടിക്കവിത | അക്ഷരപരിചയം    | ലേഖനപരിശീലനം |   |                  | Text book    |
|                |              | പദനിർമ്മാണം    |              |   |                  | കുട്ടിക്കവിത |
|                |              | ഉച്ചാരണശുദ്ധി  |              |   |                  |              |
|                |              |                |              |   |                  |              |
|                |              |                |              |   |                  |              |
| Week-3         |              |                |              |   |                  |              |
| 17-21          |              |                |              |   |                  |              |
|                |              |                |              |   |                  |              |
|                |              |                |              |   |                  |              |
|                |              |                |              |   |                  |              |
| Week-4         |              |                |              |   |                  |              |
| 24-28          |              |                |              |   |                  |              |
|                |              |                |              |   |                  |              |
|                |              |                |              |   |                  |              |
|                |              |                |              |   |                  |              |
| Week-5         |              |                |              |   |                  |              |
| 29-30          |              |                |              |   |                  |              |
|                |              |                |              |   |                  |              |
| October 2023   |              |                |              |   |                  |              |
| Week-1         | പാഠം 15      | കഥാസ്വരണം      | വായന         | 6 | Story telling    | Videos       |
| 1-5            | കുട്ടിക്കഥ   | ഒരുമയുടെ പെരുമ | ലേഖനപരിശീലനം |   | Dialogues Making | Text book    |
|                |              | പദപരിചയം       | പാഠാവതരണം    |   |                  | കുട്ടിക്കഥ   |
|                |              | ഉച്ചാരണശുദ്ധി  | കഥാകഥനം      |   |                  |              |
|                |              |                |              |   |                  |              |
|                |              |                |              |   |                  |              |
| Week-2         | അക്ഷരി 2     | മാതൃസ്മരണം     | മാതൃകാവായന   | 6 | Action song      | PPT          |
| 8-12           | പാഠം 1       | കുടുംബമൂല്യം   | പാഠാവതരണം    |   |                  | Text book    |

|                      |               |                   |               |   |               |               |
|----------------------|---------------|-------------------|---------------|---|---------------|---------------|
|                      | കുട്ടിക്കവിത  | അക്ഷരപരിചയം       | ലേഖനപരിശീലനം  |   |               | കുട്ടിക്കവിത  |
|                      |               | ഉച്ചാരണശുദ്ധി     | കവിതാലാപനം    |   |               |               |
|                      |               |                   |               |   |               |               |
| Week-3               | പാഠം 2        | കഥാസ്വരണം         | കഥാകഥനം       | 6 | Dictation     | Videos        |
| 15-19                | കുട്ടിക്കഥ    | അക്ഷരപരിചയം       | പാഠാവതരണം     |   |               | Text book     |
|                      |               | പദശുദ്ധി          | ലേഖനപരിശീലനം  |   |               | കുട്ടിക്കഥ    |
|                      |               | ഉച്ചാരണശുദ്ധി     |               |   |               | PPT           |
|                      |               | വായനാശേഷി         |               |   |               |               |
| Week-4               | പാഠം 3        | അക്ഷരപരിചയം       | അക്ഷരശുദ്ധി   | 6 | Chart         | Videos        |
| 22-26                | കുട്ടിക്കവിത  | ചിത്രചിഹ്നാഭിരുചി | പദശുദ്ധി      |   | Drawing       | Text book     |
|                      |               |                   | ഉച്ചാരണശുദ്ധി |   |               | കുട്ടിക്കവിത  |
|                      |               |                   | ലേഖനപരിശീലനം  |   |               |               |
|                      |               |                   |               |   |               |               |
| Week-5               | പാഠം 4        | അക്ഷരഗ്രഹണം       | മാതൃകാവായന    | 6 | Reading test  | Videos        |
| 29-31                | അക്ഷരപ്പാട്ട് | ഉച്ചാരണശുദ്ധി     | പരിശീലനം      |   | Work Sheet    | Text book     |
| <b>November 2023</b> |               |                   |               |   |               |               |
| Week-1               | അക്ഷരമാല      | അക്ഷരഗ്രഹണം       | കവിതാലാപനം    | 2 | Dictation     | അക്ഷരപ്പാട്ട് |
| 1-2                  |               | വായനാശേഷി         | പാഠാവതരണം     |   | Chart Making  | Text book     |
|                      |               | ഉച്ചാരണശുദ്ധി     | ലേഖനപരിശീലനം  |   |               | PPT           |
|                      |               |                   |               |   |               |               |
|                      |               |                   |               |   |               |               |
| Week-2               | പാഠം 5        | കവിതാസ്വരണം       | കവിതാലാപനം    | 6 | Name of birds | പക്ഷിപ്പാട്ട് |
| 5-9                  | കുട്ടിക്കവിത  | കഥാസ്വരണം         | വിവരണം        |   |               | Text book     |
|                      |               | പദപരിചയം          |               |   |               |               |
|                      |               | ഉച്ചാരണശുദ്ധി     |               |   |               |               |
|                      |               |                   |               |   |               |               |

|                      |              |               |               |   |            |              |
|----------------------|--------------|---------------|---------------|---|------------|--------------|
| Week-3               | പാഠം 6       | പ്രകൃതി പഠനം  | പ്രകൃതിവിവരണം | 6 | Drawing    | Video        |
| <b>12-16</b>         | കുട്ടിക്കഥ   | അക്ഷരപരിചയം   | ലേഖനപരിശീലനം  |   | Colouring  | കുട്ടിക്കഥ   |
|                      |              | ഉച്ചാരണശുദ്ധി | കഥാകഥനം       |   |            |              |
|                      |              | വായനാശീലം     |               |   |            |              |
|                      |              |               |               |   |            |              |
| Week-4               | പാഠം 7       | മാതൃസ്നേഹം    | കാവ്യാലാപനം   | 6 | Dictation  | PPT          |
| <b>19-23</b>         | കുട്ടിക്കഥ   | ഉച്ചാരണശുദ്ധി | പാഠാവതരണം     |   |            | Text book    |
|                      |              | അക്ഷരപരിചയം   | ലേഖനപരിശീലനം  |   |            |              |
|                      |              | കവിതാസ്വാദനം  |               |   |            |              |
|                      |              |               |               |   |            |              |
|                      |              |               |               |   |            |              |
| Week-5               | പാഠം 8       | സഹജീവിസ്നേഹം  | വിവരണം        | 6 | Dictation  | Video        |
| <b>26-30</b>         | കുട്ടിക്കഥ   | അക്ഷരപരിചയം   | പാഠാവതരണം     |   | Work Sheet | Text book    |
|                      |              |               | ലേഖനപരിശീലനം  |   |            | കുട്ടിക്കഥ   |
|                      |              |               | കഥാകഥനം       |   |            |              |
|                      |              |               |               |   |            |              |
| <b>December 2023</b> |              |               |               |   |            |              |
| Week-1               | പാഠം 9       | പ്രകൃതിസ്നേഹം | പാഠാവതരണം     | 6 | Dictation  | Video        |
| <b>3-7</b>           | കുട്ടിക്കവിത | അക്ഷരപരിചയം   | കവിതാലാപനം    |   | Recitation | Text book    |
|                      |              | പദപരിചയം      | വിവരണം        |   |            | കുട്ടിക്കവിത |
|                      |              | ചിഹ്നപരിചയം   | ലേഖനപരിശീലനം  |   |            |              |
|                      |              | ഉച്ചാരണശുദ്ധി |               |   |            |              |
|                      |              |               |               |   |            |              |
| Week-2               | പാഠം 10      | അക്ഷരമാല      | ലേഖനപരിശീലനം  | 6 | അക്ഷരകേളി  | PPT          |
| <b>10-14</b>         | അക്ഷരമാല     | ഉച്ചാരണശുദ്ധി | പാഠാവതരണം     |   |            | Text book    |
|                      |              | ചിഹ്നപരിചയം   | ചിഹ്നപരിചയം   |   |            |              |
|                      |              |               |               |   |            |              |

|                     |              |               |              |   |           |              |
|---------------------|--------------|---------------|--------------|---|-----------|--------------|
|                     |              |               |              |   |           |              |
|                     |              |               |              |   |           |              |
| Week-3              |              |               |              |   |           |              |
| 17-21               |              |               |              |   |           |              |
|                     |              |               |              |   |           |              |
|                     |              |               |              |   |           |              |
|                     |              |               |              |   |           |              |
| Week-4              |              |               |              |   |           |              |
| 24-28               |              |               |              |   |           |              |
|                     |              |               |              |   |           |              |
|                     |              |               |              |   |           |              |
|                     |              |               |              |   |           |              |
| Week-5              |              |               |              |   |           |              |
| 31                  |              |               |              |   |           |              |
|                     |              |               |              |   |           |              |
|                     |              |               |              |   |           |              |
|                     |              |               |              |   |           |              |
| <b>January 2024</b> |              |               |              |   |           |              |
| Week-1              | പാഠം 11      | വസ്തുപരിചയം   | പാഠാവതരണം    | 3 |           | കുട്ടിക്കഥ   |
| <b>1-4</b>          | കുട്ടിക്കഥ   | അക്ഷരപരിചയം   | വിവരണം       |   |           | Text book    |
|                     |              | ചിഹ്നപരിചയം   | കഥാകഥനം      |   |           |              |
|                     |              |               | ലേഖനപരിശീലനം |   |           |              |
|                     |              |               |              |   |           |              |
| Week-2              | പാഠം 12      | അക്ഷരഗ്രഹണം   | പാഠാവതരണം    | 6 | Dictation | PPT          |
| <b>7-11</b>         | കുട്ടിക്കഥ   | ചിഹ്നഗ്രഹണം   | ലേഖനപരിശീലനം |   |           | Text book    |
|                     |              | കഥാസ്വാരണം    | കഥാകഥനം      |   |           | കുട്ടിക്കഥ   |
|                     |              |               | വിവരണം       |   |           |              |
|                     |              |               |              |   |           |              |
| Week-3              | പാഠം 13      | അക്ഷരപരിചയം   | കാവ്യാലാപനം  | 6 | Dictation | കുട്ടിക്കവിത |
| <b>14-18</b>        | കുട്ടിക്കവിത | ഉച്ചാരണശുദ്ധി | പാഠാവതരണം    |   |           | Text book    |
|                     |              | പദപരിചയം      | ലേഖനപരിശീലനം |   |           |              |

|                      |              | ചിഹ്നഗ്രഹണം  | വിവരണം     |   |             |              |
|----------------------|--------------|--------------|------------|---|-------------|--------------|
| Week-4               | പാഠം 14      | കവിതാസ്വാദനം | പാഠാവതരണം  | 6 | Action song | Video        |
| 21-25                | കുട്ടിക്കവിത | അക്ഷരപരിചയം  | ആലേഖനശീലനം |   |             | Text book    |
|                      |              | വസ്തുപരിചയം  | കവിതാലാപനം |   |             | കുട്ടിക്കവിത |
|                      |              |              | മാതൃകാവായന |   |             |              |
| Week-5               | പാഠം 14      | കവിതാസ്വാദനം | പാഠാവതരണം  |   |             |              |
| 28-31                | കുട്ടിക്കവിത | അക്ഷരപരിചയം  | ആലേഖനശീലനം |   | Work Sheet  | Video        |
|                      |              | വസ്തുപരിചയം  | കവിതാലാപനം |   |             | Text book    |
|                      |              |              | മാതൃകാവായന |   |             |              |
| <b>February 2024</b> |              |              |            |   |             |              |
| Week-1               | ആവർത്തനം     |              |            |   |             |              |
| 1                    |              |              |            |   |             |              |
|                      |              |              |            |   |             |              |
|                      |              |              |            |   |             |              |
| Week-2               | ആവർത്തനം     |              |            |   |             |              |
| 4-8                  |              |              |            |   |             |              |
|                      |              |              |            |   |             |              |
|                      |              |              |            |   |             |              |
| Week-3               | ആവർത്തനം     |              |            |   |             |              |
| 11-15                |              |              |            |   |             |              |
|                      |              |              |            |   |             |              |
|                      |              |              |            |   |             |              |
| Week-4               | ആവർത്തനം     |              |            |   |             |              |
| 18-22                |              |              |            |   |             |              |
|                      |              |              |            |   |             |              |
|                      |              |              |            |   |             |              |





# Indian School Al Wadi Al Kabir

**Month:**

**Syllabus for class: 1**

**Subject: Tamil 2nd Language**

| WEEK              | Syllabus/Topic | Learning Objectives | Teaching Strategies | Periods Alloted | Assignments | Teaching materials prepared |
|-------------------|----------------|---------------------|---------------------|-----------------|-------------|-----------------------------|
| <b>March 2023</b> |                |                     |                     |                 |             |                             |
| Week-1            |                |                     |                     |                 |             |                             |
|                   |                |                     |                     |                 |             |                             |
|                   |                |                     |                     |                 |             |                             |
| Week-2            |                |                     |                     |                 |             |                             |
|                   |                |                     |                     |                 |             |                             |
|                   |                |                     |                     |                 |             |                             |
| Week-3<br>15-16   |                |                     |                     |                 |             |                             |
|                   |                |                     |                     |                 |             |                             |
|                   |                |                     |                     |                 |             |                             |
| Week-4<br>19-23   |                |                     |                     |                 |             |                             |
|                   |                |                     |                     |                 |             |                             |
|                   |                |                     |                     |                 |             |                             |
| Week-5<br>26-30   |                |                     |                     |                 |             |                             |
|                   |                |                     |                     |                 |             |                             |
|                   |                |                     |                     |                 |             |                             |
| <b>April 2023</b> |                |                     |                     |                 |             |                             |
| Week-1<br>2 -6    |                |                     |                     |                 |             |                             |
|                   |                |                     |                     |                 |             |                             |

|          |                                       |                                                                     |                                                                                           |   |                                                   |                             |
|----------|---------------------------------------|---------------------------------------------------------------------|-------------------------------------------------------------------------------------------|---|---------------------------------------------------|-----------------------------|
|          |                                       |                                                                     |                                                                                           |   |                                                   |                             |
|          |                                       |                                                                     |                                                                                           |   |                                                   |                             |
|          |                                       |                                                                     |                                                                                           |   |                                                   |                             |
| Week-2   |                                       |                                                                     |                                                                                           |   |                                                   |                             |
| 9-13     | பாடல் 1<br>ஆலமரத்துல<br>விளையாட்டு    | ஆலமரத்துல<br>விளையாட்டு பாடலை<br>பாட கற்றுக்<br>கொள்கிறார்கள்       | ஆலமரத்துல<br>விளையாட்டு பாடலை<br>செய்முறை<br>விளக்கத்தோடு பாடி<br>விளக்குதல்              | 6 | பாடலை பாடி<br>பழகுதல்                             | PPT, Videos.                |
|          |                                       |                                                                     |                                                                                           |   |                                                   |                             |
|          |                                       |                                                                     |                                                                                           |   |                                                   |                             |
|          |                                       |                                                                     |                                                                                           |   |                                                   |                             |
| Week-3   |                                       |                                                                     |                                                                                           |   |                                                   |                             |
| 16-20    | பாடம் - 1<br>உயிர் எழுத்துக்கள்.      | மாணவர்கள்<br>உயிரெழுத்துக்களை<br>உச்சரிக்க கற்றுக்<br>கொள்கிறார்கள் | உயிர் எழுத்துக்களை<br>பாடல் முறையில்<br>அறிமுகம் செய்து<br>உச்சரிக்க கற்றுக்<br>கொடுத்தல் | 6 | உயிரெழுத்துக்களை<br>வரிசை முறையில்<br>உச்சரித்தல் | PPT, Videos.                |
|          |                                       |                                                                     |                                                                                           |   |                                                   |                             |
|          |                                       |                                                                     |                                                                                           |   |                                                   |                             |
|          |                                       |                                                                     |                                                                                           |   |                                                   |                             |
| Week-4   |                                       |                                                                     |                                                                                           |   |                                                   |                             |
| 23-27    | உயிர் எழுத்துக்கள்<br>எழுதும் முறை    | உயிர் எழுத்துக்களை<br>எழுதும் முறையை<br>கற்றுக் கொள்கிறார்கள்       | உயிர் எழுத்துக்களை<br>எழுதும் முறையை<br>கற்றுக் கொடுத்தல்                                 | 6 | எழுதிப் பழகுதல்                                   | PPT, Videos,<br>Flash cards |
|          |                                       |                                                                     |                                                                                           |   |                                                   |                             |
|          |                                       |                                                                     |                                                                                           |   |                                                   |                             |
|          |                                       |                                                                     |                                                                                           |   |                                                   |                             |
| Week-5   |                                       |                                                                     |                                                                                           |   |                                                   |                             |
| 29-30    | புத்தகப் பயிற்சி                      | புத்தக பயிற்சிகளை<br>செய்ய கற்றுக்<br>கொள்கிறார்கள்                 | புத்தகப் பயிற்சிகளை<br>செய்ய கற்றுக்<br>கொடுத்தல்                                         | 2 | Woresheet                                         | PPT, Videos,<br>Flash cards |
| May 2023 |                                       |                                                                     |                                                                                           |   |                                                   |                             |
| Week-1   |                                       |                                                                     |                                                                                           |   |                                                   |                             |
| 1-4      | உயிர்<br>எழுத்துக்களை<br>எழுதும் முறை | உயிர் எழுத்துக்களை<br>எழுதும் முறையை<br>கற்றுக் கொள்கிறார்கள்       | உயிர் எழுத்துக்களை<br>எழுதும் முறையை<br>கற்றுக் கொடுத்தல்                                 | 4 | எழுதிப் பழகுதல்                                   | PPT, Videos,<br>Flash cards |

|           |                                           |                                                                      |                                                                                              |   |                       |                             |
|-----------|-------------------------------------------|----------------------------------------------------------------------|----------------------------------------------------------------------------------------------|---|-----------------------|-----------------------------|
|           |                                           |                                                                      |                                                                                              |   |                       |                             |
|           |                                           |                                                                      |                                                                                              |   |                       |                             |
|           |                                           |                                                                      |                                                                                              |   |                       |                             |
|           |                                           |                                                                      |                                                                                              |   |                       |                             |
| Week-2    |                                           |                                                                      |                                                                                              |   |                       |                             |
| 7-11      | பாடம் - 2<br>உயிர்மெய்<br>எழுத்துக்கள்    | உயிர்மெய்<br>எழுத்துக்களை<br>உச்சரிக்க கற்றுக்<br>கொள்கிறார்கள்      | உயிர்மெய்<br>எழுத்துக்களை பாடல்<br>முறையில் அறிமுகம்<br>செய்து உச்சரிக்க<br>கற்றுக்கொடுத்தல் | 6 | Letter Identification | PPT, Videos.                |
|           |                                           |                                                                      |                                                                                              |   |                       |                             |
|           |                                           |                                                                      |                                                                                              |   |                       |                             |
|           |                                           |                                                                      |                                                                                              |   |                       |                             |
| Week-3    |                                           |                                                                      |                                                                                              |   |                       |                             |
| 14-18     | உயிர்மெய்<br>எழுத்துக்கள்<br>எழுதும் முறை | உயிர்மெய்<br>எழுத்துக்கள் எழுதும்<br>முறையை கற்றுக்<br>கொள்கிறார்கள் | உயிர்மெய்<br>எழுத்துக்கள் எழுதும்<br>முறையை கற்றுக்<br>கொடுத்தல்                             | 6 | எழுதிப் பழகுதல்       | PPT, Videos                 |
|           |                                           |                                                                      |                                                                                              |   |                       |                             |
|           |                                           |                                                                      |                                                                                              |   |                       |                             |
|           |                                           |                                                                      |                                                                                              |   |                       |                             |
| Week-4    |                                           |                                                                      |                                                                                              |   |                       |                             |
| 21-25     | உயிர்மெய்<br>எழுத்துக்கள்<br>எழுதும் முறை | உயிர்மெய்<br>எழுத்துக்கள் எழுதும்<br>முறையை கற்றுக்<br>கொள்கிறார்கள் | உயிர்மெய்<br>எழுத்துக்கள் எழுதும்<br>முறையை கற்றுக்<br>கொடுத்தல்                             | 6 | எழுதிப் பழகுதல்       | Videos, PPT                 |
|           |                                           |                                                                      |                                                                                              |   |                       |                             |
|           |                                           |                                                                      |                                                                                              |   |                       |                             |
|           |                                           |                                                                      |                                                                                              |   |                       |                             |
| Week-5    |                                           |                                                                      |                                                                                              |   |                       |                             |
| 28-31     | உயிர்<br>எழுத்துக்களை<br>எழுதும் முறை     | உயிர் எழுத்துக்களை<br>எழுதும் முறையை<br>கற்றுக் கொள்கிறார்கள்        | உயிர் எழுத்துக்களை<br>எழுதும் முறையை<br>கற்றுக் கொடுத்தல்                                    | 5 | எழுதிப் பழகுதல்       | Videos, PPT,<br>Flash Cards |
| June 2023 |                                           |                                                                      |                                                                                              |   |                       |                             |
| Week-1    |                                           |                                                                      |                                                                                              |   |                       |                             |

|             |                                           |                                                                                              |                                                                                         |   |                 |                             |
|-------------|-------------------------------------------|----------------------------------------------------------------------------------------------|-----------------------------------------------------------------------------------------|---|-----------------|-----------------------------|
| 1           | உயிர் எழுத்துக்கள்<br>ஆயுத எழுத்து        | ஆயுத எழுத்தையும்,<br>உயிர் எழுத்துக்களையும்,<br>வரிசை முறையில் எழுத<br>கற்றுக் கொள்கிறார்கள் | ஆயுத எழுத்தையும்,<br>உயிர் எழுத்துக்களையும்<br>வரிசை முறையில் எழுத<br>கற்றுக் கொடுத்தல் | 1 | எழுதிப் பழகுதல் | Videos, PPT,<br>Flash Cards |
|             |                                           |                                                                                              |                                                                                         |   |                 |                             |
|             |                                           |                                                                                              |                                                                                         |   |                 |                             |
|             |                                           |                                                                                              |                                                                                         |   |                 |                             |
| Week-2      |                                           |                                                                                              |                                                                                         |   |                 |                             |
| 4-8         | SUMMER VACATION                           |                                                                                              |                                                                                         |   |                 |                             |
|             |                                           |                                                                                              |                                                                                         |   |                 |                             |
|             |                                           |                                                                                              |                                                                                         |   |                 |                             |
|             |                                           |                                                                                              |                                                                                         |   |                 |                             |
| August 2023 |                                           |                                                                                              |                                                                                         |   |                 |                             |
| Week-1      |                                           |                                                                                              |                                                                                         |   |                 |                             |
| 1-3         | உயிர்மெய்<br>எழுத்துக்கள்<br>எழுதும் முறை | உயிர்மெய்<br>எழுத்துக்கள் எழுதும்<br>முறையை கற்றுக்<br>கொள்கிறார்கள்                         | உயிர்மெய்<br>எழுத்துக்கள் எழுதும்<br>முறையை கற்றுக்<br>கொடுத்தல்                        | 3 | எழுதிப் பழகுதல் | Videos, PPT,<br>Flash Cards |
|             |                                           |                                                                                              |                                                                                         |   |                 |                             |
|             |                                           |                                                                                              |                                                                                         |   |                 |                             |
|             |                                           |                                                                                              |                                                                                         |   |                 |                             |
|             |                                           |                                                                                              |                                                                                         |   |                 |                             |
| Week-2      |                                           |                                                                                              |                                                                                         |   |                 |                             |
| 6-10        | புத்தகப் பயிற்சி                          | புத்தகப் பயிற்சிகளை<br>செய்ய கற்றுக்<br>கொள்கிறார்கள்                                        | புத்தகப் பயிற்சிகளை<br>செய்ய கற்றுக்<br>கொடுத்தல்                                       | 6 | Work Sheet      | PPT, Flash Cards            |
|             |                                           |                                                                                              |                                                                                         |   |                 |                             |
|             |                                           |                                                                                              |                                                                                         |   |                 |                             |
|             |                                           |                                                                                              |                                                                                         |   |                 |                             |
|             |                                           |                                                                                              |                                                                                         |   |                 |                             |
| Week-3      |                                           |                                                                                              |                                                                                         |   |                 |                             |
| 13-17       | உயிர்மெய்<br>எழுத்துக்கள்<br>எழுதும் முறை | உயிர்மெய்<br>எழுத்துக்கள் எழுதும்<br>முறையை கற்றுக்<br>கொள்கிறார்கள்                         | உயிர்மெய்<br>எழுத்துக்கள் எழுதும்<br>முறையை கற்றுக்<br>கொடுத்தல்                        | 6 | எழுதிப் பழகுதல் | Videos, PPT,<br>Flash Cards |
|             |                                           |                                                                                              |                                                                                         |   |                 |                             |
|             |                                           |                                                                                              |                                                                                         |   |                 |                             |

|                       |                                     |                                                                  |                                                                             |   |                                     |                          |
|-----------------------|-------------------------------------|------------------------------------------------------------------|-----------------------------------------------------------------------------|---|-------------------------------------|--------------------------|
|                       |                                     |                                                                  |                                                                             |   |                                     |                          |
|                       |                                     |                                                                  |                                                                             |   |                                     |                          |
| Week-4                |                                     |                                                                  |                                                                             |   |                                     |                          |
| 20-24                 | உயிர்மெய் எழுத்துக்கள் எழுதும் முறை | உயிர்மெய் எழுத்துக்கள் எழுதும் முறையை கற்றுக் கொள்கிறார்கள்      | உயிர்மெய் எழுத்துக்கள் எழுதும் முறையை கற்றுக் கொடுத்தல்                     | 6 | எழுதிப் பழகுதல்                     | Videos, PPT, Flash Cards |
|                       |                                     |                                                                  |                                                                             |   |                                     |                          |
|                       |                                     |                                                                  |                                                                             |   |                                     |                          |
| Week-5                |                                     |                                                                  |                                                                             |   |                                     |                          |
| 27-31                 | தமிழ் மொழி                          | மொழியை பிழையின்றி பேசவும் எழுதவும் கற்றுக் கொள்கிறார்கள்         | மொழியை பிழையின்றி பேசவும் எழுதவும் பயிற்சி அளித்தல்                         | 6 | பிழையின்றி எழுதவும் பேசவும் பழகுதல் | Videos, PPT, Flash Cards |
| <b>September 2023</b> |                                     |                                                                  |                                                                             |   |                                     |                          |
| Week-1                |                                     |                                                                  |                                                                             |   |                                     |                          |
| 3-7                   | உயிர்மெய் எழுத்துக்கள் எழுதும் முறை | உயிர்மெய் எழுத்துக்களை வரிசை முறையில் எழுத கற்றுக் கொள்கிறார்கள் | உயிர்மெய் எழுத்துக்களை வரிசை முறையில் எழுத கற்றுக் கொடுத்தல்                | 6 | எழுதிப் பழகுதல்                     | Videos, PPT, Flash Cards |
|                       |                                     |                                                                  |                                                                             |   |                                     |                          |
|                       |                                     |                                                                  |                                                                             |   |                                     |                          |
| Week-2                |                                     |                                                                  |                                                                             |   |                                     |                          |
| 10-14                 | பாடம் - 3 மெய் எழுத்துக்கள்         | மெய் எழுத்துக்களை உச்சரிக்க கற்றுக் கொள்கிறார்கள்                | மெய் எழுத்துக்களை பாடல் முறையில் அறிமுகம் செய்து உச்சரிக்க கற்றுக்கொடுத்தல் | 6 | சொல்லிப் பழகுதல்                    | Videos, PPT, Flash Cards |
|                       |                                     |                                                                  |                                                                             |   |                                     |                          |
|                       |                                     |                                                                  |                                                                             |   |                                     |                          |
| Week-3                |                                     |                                                                  |                                                                             |   |                                     |                          |

|                 |                                |                                                             |                                                         |   |                          |                          |
|-----------------|--------------------------------|-------------------------------------------------------------|---------------------------------------------------------|---|--------------------------|--------------------------|
| 17-21           | மெய் எழுத்துக்கள் எழுதும் முறை | மெய் எழுத்துக்களை வரிசை முறையில் எழுத கற்றுக் கொள்கிறார்கள் | மெய் எழுத்துக்களை வரிசை முறையில் எழுத கற்றுக் கொடுத்தல் | 6 | எழுதிப் பழகுதல்          | Videos, PPT, Flash Cards |
|                 |                                |                                                             |                                                         |   |                          |                          |
|                 |                                |                                                             |                                                         |   |                          |                          |
|                 |                                |                                                             |                                                         |   |                          |                          |
| Week-4<br>24-28 | LEAVE                          |                                                             |                                                         |   |                          |                          |
|                 |                                |                                                             |                                                         |   |                          |                          |
|                 |                                |                                                             |                                                         |   |                          |                          |
| Week-5<br>29-30 | LEAVE                          |                                                             |                                                         |   |                          |                          |
| October 2023    |                                |                                                             |                                                         |   |                          |                          |
| Week-1<br>1-5   |                                |                                                             |                                                         |   |                          |                          |
|                 | பாடம் - 4<br>படமும் சொல்லும்   | படமும் அதன் பெயர் விளக்கமும் கற்றுக் கொள்கிறார்கள்          | படமும் சொல்லும் பொருள் விளக்கம் தருதல்                  | 6 | Dictation                | Videos, PPT, Flash Cards |
|                 |                                |                                                             |                                                         |   |                          |                          |
|                 |                                |                                                             |                                                         |   |                          |                          |
| Week-2          |                                |                                                             |                                                         |   |                          |                          |
| 8-12            | பாடம் - 5<br>எழுத்துக்கள்      | எழுத்துக்களின் வரிசையை கற்றுக் கொள்கிறார்கள்                | எழுத்துக்களின் வரிசையை கற்றுக் கொடுத்தல்                | 6 | எழுதிப் பழகுதல்          | Videos, PPT, Flash Cards |
|                 |                                |                                                             |                                                         |   |                          |                          |
|                 |                                |                                                             |                                                         |   |                          |                          |
| Week-3          |                                |                                                             |                                                         |   |                          |                          |
| 15-19           | பாடம் - 6<br>எண்ணுப்பெயர்      | எண்ணுப்பெயர் கற்றுக் கொள்கிறார்கள்                          | எண்ணுப்பெயர் கற்றுக் கொடுத்தல்                          | 6 | எண்களை வரிசைப்படுத்துதல் | Videos, PPT, Flash Cards |
|                 |                                |                                                             |                                                         |   |                          |                          |
|                 |                                |                                                             |                                                         |   |                          |                          |
| Week-4          |                                |                                                             |                                                         |   |                          |                          |

|                      |                                     |                                                               |                                                     |   |                 |                             |
|----------------------|-------------------------------------|---------------------------------------------------------------|-----------------------------------------------------|---|-----------------|-----------------------------|
| 22-26                | பாடம் - 7<br>எழுத்துக்கள்           | எழுத்துக்களின்<br>வரிசையை கற்றுக்<br>கொள்கிறார்கள்            | எழுத்துக்களின்<br>வரிசையை கற்றுக்<br>கொடுத்தல்      | 6 | எழுதிப் பழகுதல் | Videos, PPT,<br>Flash Cards |
|                      |                                     |                                                               |                                                     |   |                 |                             |
|                      |                                     |                                                               |                                                     |   |                 |                             |
|                      |                                     |                                                               |                                                     |   |                 |                             |
| Week-5               |                                     |                                                               |                                                     |   |                 |                             |
| 29-31                | பாடம் - 8<br>அறுசுவை                | அறுசுவையையும்<br>கண்டறிய கற்றுக்<br>கொள்கிறார்கள்             | அறுசுவையின்<br>தன்மையை எடுத்துக்<br>கூறி விளக்குதல் | 3 | Chart Making    | Videos, PPT,<br>Flash Cards |
| <b>November 2023</b> |                                     |                                                               |                                                     |   |                 |                             |
| Week-1               |                                     |                                                               |                                                     |   |                 |                             |
| 1-2                  | பாடம் - 9<br>எழுத்துக்கள்           | எழுத்துக்களின்<br>வரிசையை கற்றுக்<br>கொள்கிறார்கள்            | எழுத்துக்களின்<br>வரிசையை கற்றுக்<br>கொடுத்தல்      | 2 | எழுதிப் பழகுதல் | Videos, PPT,<br>Flash Cards |
|                      |                                     |                                                               |                                                     |   |                 |                             |
|                      |                                     |                                                               |                                                     |   |                 |                             |
|                      |                                     |                                                               |                                                     |   |                 |                             |
| Week-2               |                                     |                                                               |                                                     |   |                 |                             |
| 5-9                  | பாடம் - 10<br>இனிப்பு<br>செய்யலாமா? | இனிப்பு செய்யலாமா<br>பொருள் விளக்கம்<br>கற்றுக் கொள்கிறார்கள் | இனிப்பு செய்யலாமா<br>பொருள் விளக்கம்<br>தருதல்      | 6 | Dictation       | Videos, PPT                 |
|                      |                                     |                                                               |                                                     |   |                 |                             |
|                      |                                     |                                                               |                                                     |   |                 |                             |
|                      |                                     |                                                               |                                                     |   |                 |                             |
| Week-3               |                                     |                                                               |                                                     |   |                 |                             |
| 12-16                | பாடம் - 11<br>எழுத்துக்கள்          | எழுத்துக்களின்<br>வரிசையை கற்றுக்<br>கொள்கிறார்கள்            | எழுத்துக்களின்<br>வரிசையை கற்றுக்<br>கொடுத்தல்      | 6 | எழுதிப் பழகுதல் | Videos, PPT,<br>Flash Cards |
|                      |                                     |                                                               |                                                     |   |                 |                             |
|                      |                                     |                                                               |                                                     |   |                 |                             |
|                      |                                     |                                                               |                                                     |   |                 |                             |
| Week-4               |                                     |                                                               |                                                     |   |                 |                             |
| 19-23                | பாடம் - 12<br>திசைகள்<br>அறிவோம்    | திசைகளை கண்டறிய<br>கற்றுக் கொள்கிறார்கள்                      | திசைகளைப் பற்றி<br>விளக்குதல்                       | 6 | வரைபடம் வரைதல்  | Videos, PPT,<br>Flash Cards |



|                      |                                      |                                                    |                                                |   |                                        |                             |
|----------------------|--------------------------------------|----------------------------------------------------|------------------------------------------------|---|----------------------------------------|-----------------------------|
|                      |                                      |                                                    |                                                |   |                                        |                             |
|                      |                                      |                                                    |                                                |   |                                        |                             |
|                      |                                      |                                                    |                                                |   |                                        |                             |
| Week-5               |                                      |                                                    |                                                |   |                                        |                             |
| 26-30                | பாடம் - 13<br>எழுத்துக்கள்           | எழுத்துக்களின்<br>வரிசையை கற்றுக்<br>கொள்கிறார்கள் | எழுத்துக்களின்<br>வரிசையை கற்றுக்<br>கொடுத்தல் | 6 | எழுதிப் பழகுதல்                        | Videos, PPT,<br>Flash Cards |
|                      |                                      |                                                    |                                                |   |                                        |                             |
|                      |                                      |                                                    |                                                |   |                                        |                             |
| <b>December 2023</b> |                                      |                                                    |                                                |   |                                        |                             |
| Week-1               |                                      |                                                    |                                                |   |                                        |                             |
| 3-7                  | பாடம்- 14<br>வண்ணங்கள்               | வண்ணங்களின்<br>வகைகளை கற்றுக்<br>கொள்கிறார்கள்     | வண்ணங்களின்<br>வகைகளை கற்றுக்<br>கொடுத்தல்     | 6 | வானவில் வரைதல்                         | Videos, PPT,<br>Flash Cards |
|                      |                                      |                                                    |                                                |   |                                        |                             |
|                      |                                      |                                                    |                                                |   |                                        |                             |
| Week-2               |                                      |                                                    |                                                |   |                                        |                             |
| 10-14                | பாடம் - 15<br>எழுத்துக்கள்           | எழுத்துக்களின்<br>வரிசையை கற்றுக்<br>கொள்கிறார்கள் | எழுத்துக்களின்<br>வரிசையை கற்றுக்<br>கொடுத்தல் | 6 | எழுதிப் பழகுதல்                        | Videos, PPT,<br>Flash Cards |
|                      |                                      |                                                    |                                                |   |                                        |                             |
|                      |                                      |                                                    |                                                |   |                                        |                             |
| Week-3               |                                      |                                                    |                                                |   |                                        |                             |
| 17-21                | பாடம் - 16<br>இனியாவின் ஒரு<br>வாரம் | வாரத்தின் நாட்களை<br>கற்றுக் கொள்கிறார்கள்         | வாரத்தின் நாட்களை<br>கற்றுக் கொடுத்தல்         | 6 | வாரத்தின் நாட்களை<br>வரிசைப்படுத்துதல் | Videos, PPT,<br>Flash Cards |
|                      |                                      |                                                    |                                                |   |                                        |                             |
|                      |                                      |                                                    |                                                |   |                                        |                             |
| Week-4               |                                      |                                                    |                                                |   |                                        |                             |
| 24-28                | WINTER BREAK                         |                                                    |                                                |   |                                        |                             |
|                      |                                      |                                                    |                                                |   |                                        |                             |
|                      |                                      |                                                    |                                                |   |                                        |                             |
|                      |                                      |                                                    |                                                |   |                                        |                             |

|              |                                      |                                                          |                                                            |   |                             |                             |
|--------------|--------------------------------------|----------------------------------------------------------|------------------------------------------------------------|---|-----------------------------|-----------------------------|
| Week-5       |                                      |                                                          |                                                            |   |                             |                             |
| 31           | WINTER BREAK                         |                                                          |                                                            |   |                             |                             |
|              |                                      |                                                          |                                                            |   |                             |                             |
|              |                                      |                                                          |                                                            |   |                             |                             |
| January 2024 |                                      |                                                          |                                                            |   |                             |                             |
| Week-1       |                                      |                                                          |                                                            |   |                             |                             |
| 1-4          | WINTER BREAK                         |                                                          |                                                            |   |                             |                             |
|              |                                      |                                                          |                                                            |   |                             |                             |
|              |                                      |                                                          |                                                            |   |                             |                             |
| Week-2       |                                      |                                                          |                                                            |   |                             |                             |
| 7-11         | பாடம் - 17<br>எழுத்துக்கள்           | எழுத்துக்களின்<br>வரிசையை கற்றுக்<br>கொள்கிறார்கள்       | எழுத்துக்களின்<br>வரிசையை கற்றுக்<br>கொடுத்தல்             | 6 | எழுதிப் பழகுதல்             | Videos, PPT,<br>Flash Cards |
|              |                                      |                                                          |                                                            |   |                             |                             |
|              |                                      |                                                          |                                                            |   |                             |                             |
|              |                                      |                                                          |                                                            |   |                             |                             |
| Week-3       |                                      |                                                          |                                                            |   |                             |                             |
| 14-18        | பாடம் - 18<br>வடிவங்கள்              | வடிவங்களை<br>அடையாளம் காண<br>கற்றுக் கொள்கிறார்கள்       | வடிவங்களை<br>அறிமுகம் செய்து<br>விளக்குதல்                 | 6 | வடிவங்கள்<br>வரைதல்         | Videos, PPT                 |
|              |                                      |                                                          |                                                            |   |                             |                             |
|              |                                      |                                                          |                                                            |   |                             |                             |
|              |                                      |                                                          |                                                            |   |                             |                             |
| Week-4       |                                      |                                                          |                                                            |   |                             |                             |
| 21-25        | பாடம் - 19<br>படமும் சொல்லும்        | படமும் அதன் பெயர்<br>விளக்கமும் கற்றுக்<br>கொள்கிறார்கள் | படமும் சொல்லும்<br>பொருள் விளக்கம்<br>தருதல்               | 6 | Dictation                   | Videos, PPT,<br>Flash Cards |
|              |                                      |                                                          |                                                            |   |                             |                             |
|              |                                      |                                                          |                                                            |   |                             |                             |
|              |                                      |                                                          |                                                            |   |                             |                             |
| Week-5       |                                      |                                                          |                                                            |   |                             |                             |
| 28-31        | பாடம் - 20<br>இளையார்<br>ஆத்திச்சூடி | ஆத்திச்சூடியை கற்றுக்<br>கொள்கிறார்கள்                   | ஒளவையாரை<br>அறிமுகம் செய்து<br>ஆத்திச்சூடியை<br>விளக்குதல் | 4 | ஆத்திச்சூடி<br>பாடி பழகுதல் | Videos, PPT                 |
|              |                                      |                                                          |                                                            |   |                             |                             |
|              |                                      |                                                          |                                                            |   |                             |                             |



# Indian School Al Wadi Al Kabir

| Month:            |                                                                                                                                                       | Syllabus for class: I     |                            | Subject: FRENCH [2ND LANG] |             |                            |
|-------------------|-------------------------------------------------------------------------------------------------------------------------------------------------------|---------------------------|----------------------------|----------------------------|-------------|----------------------------|
| WEEK              | Syllabus/Topic                                                                                                                                        | Learning Objectives       | Teaching Strategies        | Periods Alloted            | Assignments | Teaching material prepared |
| <b>April 2023</b> |                                                                                                                                                       |                           |                            |                            |             |                            |
| Week-1            | The child can introduce themselves<br>The child can ask "How are you?"<br>The child can tell where he or she lives<br>(J'habite à Muscat)             | The child can introduce t | Online activities, group a | 6                          | WORKSHEETS  | PPT                        |
| <b>2-6</b>        | Introduction of alphabets A and B (PPT)                                                                                                               | Build conversation        |                            |                            |             |                            |
|                   |                                                                                                                                                       |                           |                            |                            |             |                            |
|                   |                                                                                                                                                       |                           |                            |                            |             |                            |
| Week-2            | The teacher introduces the topic by stating her name and encouraging each child to do the same with their peers.<br>je m'appelle shirley et toi/vous? | Build conversation        | Online activities, group a | 6                          | WORKSHEETS  | PPT                        |
| <b>9-13</b>       |                                                                                                                                                       |                           |                            |                            |             |                            |
|                   | Follow up activity for Letters A and B<br>Match the letter to the given picture                                                                       |                           |                            |                            |             |                            |
|                   |                                                                                                                                                       |                           |                            |                            |             |                            |
|                   |                                                                                                                                                       |                           |                            |                            |             |                            |
| Week-3            | Rhymes and songs<br>1. La Chanson de l'Alphabet<br>2. French Greetings Song for Children                                                              |                           | VIDEOS                     | 6                          | WORKSHEETS  | PPT                        |
| <b>16-20</b>      |                                                                                                                                                       |                           |                            |                            |             |                            |
|                   |                                                                                                                                                       |                           |                            |                            |             |                            |
|                   |                                                                                                                                                       |                           |                            |                            |             |                            |
|                   |                                                                                                                                                       |                           |                            |                            |             |                            |

|                        |                                                                                                                                                                                                                                                                     |                                                                        |                            |   |                    |     |
|------------------------|---------------------------------------------------------------------------------------------------------------------------------------------------------------------------------------------------------------------------------------------------------------------|------------------------------------------------------------------------|----------------------------|---|--------------------|-----|
| Week-4<br>23-27        | <ul style="list-style-type: none"> <li>The child is taught how to introduce themselves in two different ways. (formal &amp; informal)</li> <li>Brainstorming session – About France and French people (Example: where do people live that speak French?)</li> </ul> |                                                                        | ROLE PLAY                  | 6 | WORKSHEETS         | PPT |
|                        |                                                                                                                                                                                                                                                                     |                                                                        |                            |   |                    |     |
|                        |                                                                                                                                                                                                                                                                     |                                                                        |                            |   |                    |     |
|                        |                                                                                                                                                                                                                                                                     |                                                                        |                            |   |                    |     |
| <b>Week-5</b><br>29-30 | RECAP                                                                                                                                                                                                                                                               |                                                                        |                            |   | WORKSHEETS         | PPT |
|                        |                                                                                                                                                                                                                                                                     |                                                                        |                            |   |                    |     |
| <b>May 2023</b>        |                                                                                                                                                                                                                                                                     |                                                                        |                            |   |                    |     |
| Week-1<br><b>1-4</b>   | Recap greetings/Salutations                                                                                                                                                                                                                                         | The child can introduce t                                              | Online activities, group a | 6 | WORKSHEET          | PPT |
|                        | Recap on how to introduce themselves                                                                                                                                                                                                                                |                                                                        |                            |   |                    |     |
|                        | Revision word building A and B                                                                                                                                                                                                                                      |                                                                        |                            |   |                    |     |
|                        | Introduction of magic words                                                                                                                                                                                                                                         | The child can tell use the magic words in his/her daily conversation   |                            |   |                    |     |
|                        | "Rhyme: 1. La Chanson de l'Alphabet"                                                                                                                                                                                                                                | Enhances Musical Skills, B.K Skills, and Social Skills                 |                            |   |                    |     |
|                        |                                                                                                                                                                                                                                                                     |                                                                        |                            |   |                    |     |
| Week-2<br><b>7-11</b>  | Introduction of letters C, D - word building                                                                                                                                                                                                                        | Learn new vocabulary                                                   | Online activities, group a | 6 | Revision worksheet | PPT |
|                        | I ,Me, myself, Parts of the body                                                                                                                                                                                                                                    |                                                                        |                            |   |                    |     |
|                        | Ma famille                                                                                                                                                                                                                                                          | Build conversation                                                     |                            |   |                    |     |
|                        | Rhyme : 2.Bateau sur l'eau                                                                                                                                                                                                                                          | Enhances Musical Skills, B.K Skills, and Social Skills                 |                            |   |                    |     |
|                        | Rhyme 3: Bonjour!                                                                                                                                                                                                                                                   | Enhances Musical Skills, B.K Skills, and Social Skills                 |                            |   |                    |     |
|                        |                                                                                                                                                                                                                                                                     |                                                                        |                            |   |                    |     |
| Week-3<br>14-18        | Introduction of letters E, F Word building an                                                                                                                                                                                                                       | Learn new vocabulary                                                   | Online activities, group a | 6 | C and D worksheet  | PPT |
|                        | Conversation: Ma maison                                                                                                                                                                                                                                             | Build conversation                                                     |                            |   |                    |     |
|                        | writing of C and D Vocabulary                                                                                                                                                                                                                                       | Enhances reading and writing skills                                    |                            |   |                    |     |
|                        | Revision A,B,C,D                                                                                                                                                                                                                                                    |                                                                        |                            |   |                    |     |
|                        | revision of rhymes                                                                                                                                                                                                                                                  | Enhances Musical Skills, B.K Skills, and Social Skills                 |                            |   |                    |     |
|                        |                                                                                                                                                                                                                                                                     |                                                                        |                            |   |                    |     |
| Week-4<br>21-25        | Ma famille                                                                                                                                                                                                                                                          | Build conversation                                                     | Online activities, group a | 6 | E and F worksheet  | PPT |
|                        | Les Nombres 1- 10 with counting                                                                                                                                                                                                                                     | Child will be able to count 1-10 in french and enhances logical skills |                            |   |                    |     |
|                        | Introduction to the letters G,H                                                                                                                                                                                                                                     | Learn new vocabulary                                                   |                            |   |                    |     |
|                        | revision of rhymes                                                                                                                                                                                                                                                  | Enhances Musical Skills, B.K Skills, and Social Skills                 |                            |   |                    |     |
|                        | Introduction to the letters G,H                                                                                                                                                                                                                                     | Learn new vocabulary                                                   |                            |   |                    |     |
|                        | writing of E and F - words                                                                                                                                                                                                                                          |                                                                        |                            |   |                    |     |

|                    |                                                                                                         |                                                        |                             |   |            |     |
|--------------------|---------------------------------------------------------------------------------------------------------|--------------------------------------------------------|-----------------------------|---|------------|-----|
| <b>Week-5</b>      |                                                                                                         |                                                        |                             |   |            |     |
| 28-31              |                                                                                                         |                                                        |                             |   |            |     |
| <b>June 2023</b>   |                                                                                                         |                                                        |                             |   |            |     |
| Week-1             | Trip to France – cross-cultural awareness                                                               | cross-cultural awareness                               | Online activities, group a  | 6 |            | PPT |
| <b>1</b>           | Recap/Follow up activity for Letters                                                                    | Enhances reading and writing skills                    |                             |   |            |     |
|                    | Revision A,B,C,D,E,F,G,H                                                                                |                                                        |                             |   |            |     |
|                    |                                                                                                         | Enhances Musical Skills, B.K Skills, and Social Skills |                             |   |            |     |
|                    |                                                                                                         | Enhances reading and writing skills                    |                             |   |            |     |
| Week-2             | Match the letter to the given picture                                                                   |                                                        |                             |   |            |     |
| <b>4-8</b>         | revision of rhymes                                                                                      |                                                        |                             |   |            |     |
|                    | writing of G and H                                                                                      |                                                        |                             |   |            |     |
|                    |                                                                                                         |                                                        |                             |   |            |     |
|                    |                                                                                                         |                                                        |                             |   |            |     |
| <b>August 2023</b> |                                                                                                         |                                                        |                             |   |            |     |
| Week-1             | Recap greetings, how to introduce themselves                                                            | Helps them to Build conversation                       | RECAP PPT                   | 6 |            | PPT |
| <b>1-3</b>         | Magic words                                                                                             | Helps them to Build conversation                       |                             |   |            |     |
|                    | Parts of the body                                                                                       | Vocabulary building                                    |                             |   |            |     |
|                    | Revision of A,B,C,D,E,F,G,H                                                                             | Vocabulary building                                    |                             |   |            |     |
|                    | Revision Myself, Ma maison et Ma famille                                                                | Vocabulary building                                    |                             |   |            |     |
|                    | Numbers 1-10,Frere Jacques rhyme                                                                        | Enhances Musical Skills, B.K Skills, and Social Skills |                             |   |            |     |
| Week-2             | Introduction of mon ecole/ Le vocabulaire de l'école<br>☑ COULEURS                                      | Vocabulary building                                    | Interactive session, online | 6 | WORKSHEETS | PPT |
| <b>6-10</b>        | ☑ Introduction Voyelle et Consonne<br>☑ Accent aigu é et accent grave è<br>☑ Introduction of letter I,J | Vocabulary building                                    |                             | 6 | WORKSHEETS | PPT |
| Week-3             |                                                                                                         |                                                        |                             |   |            |     |
| 13-17              | Days of the week<br>☑ Mots avec les sons ai                                                             | Vocabulary building                                    |                             | 6 |            | PPT |
|                    | Introduction of letters K,L<br>☑ Numbers 11-20 (grade 2)                                                | Enhances reading and writing skills                    |                             |   | worksheets |     |
|                    |                                                                                                         |                                                        |                             |   |            |     |
|                    |                                                                                                         |                                                        |                             |   |            |     |
| Week-4             |                                                                                                         |                                                        |                             |   |            |     |

|                        |                                               |                                  |                            |   |                 |     |
|------------------------|-----------------------------------------------|----------------------------------|----------------------------|---|-----------------|-----|
| 20-24                  | Introduction of letters M,N<br>☑ Les formes   | Vocabulary building              |                            | 6 | PPT             | PPT |
|                        | Mots avec les sons ei<br>☑ Months of the year | Vocabulary building              |                            |   |                 |     |
|                        |                                               |                                  |                            |   |                 |     |
|                        |                                               |                                  |                            |   |                 |     |
| <b>Week-5</b><br>27-31 | Recap                                         | Helps them to Build conv         | Interactive session, onlin | 6 | RECAP WORKSHEET | PPT |
| <b>September 2023</b>  |                                               |                                  |                            |   |                 |     |
| Week-1                 | Recap                                         | VOCABULARY BUILDING              | Interactive session, onlin | 6 | WORKSHEET       | PPT |
| <b>3-7</b>             | Introduction to O, P, Q<br>COMMENT JE ME SANS | Helps them to Build conversation |                            |   |                 |     |
|                        |                                               |                                  |                            |   |                 |     |
|                        |                                               |                                  |                            |   |                 |     |
| Week-2                 | NOS 20-30                                     |                                  |                            |   |                 |     |
| <b>10-14</b>           | LA METEO                                      | Helps them to Build conversation |                            | 6 | WORKSHEET       | PPT |
|                        | LA NOURRITURE                                 | VOCABULARY BUILDING              |                            |   |                 |     |
|                        | LES BOISSONS                                  | VOCABULARY BUILDING              |                            |   |                 |     |
|                        |                                               |                                  |                            |   |                 |     |
| Week-3                 | ACTIVITY - CHINESE WHISPERS                   | Helps them to Build conversation |                            | 6 | WORKSHEET       | PPT |
| 17-21                  | INTRODUCTION FRUITS                           | Vocabulary building              |                            |   |                 |     |
|                        |                                               |                                  |                            |   |                 |     |
|                        |                                               |                                  |                            |   |                 |     |
| Week-4                 | INTRODUCTION VEGETABLES                       | Vocabulary building              |                            | 6 | WORKSHEET       | PPT |
| 24-28                  | SIMPLE CONVERSATION                           | Helps them to Build conversation |                            |   |                 |     |
|                        |                                               |                                  |                            |   |                 |     |
|                        |                                               |                                  |                            |   | WORKSHEET       | PPT |
| <b>Week-5</b><br>29-30 | RECAP                                         |                                  |                            |   |                 |     |
| <b>October 2023</b>    |                                               |                                  |                            |   |                 |     |
| Week-1                 | Introduction to R,S,T                         | Vocabulary building              | Interactive session, onlin | 6 | WORKSHEET       | PPT |

|                      |                                   |                          |                            |   |           |     |
|----------------------|-----------------------------------|--------------------------|----------------------------|---|-----------|-----|
| 1-5                  | INTRODUCTION TO ANIMALS AND BIRDS | Vocabulary building      |                            |   |           |     |
|                      |                                   |                          |                            |   |           |     |
|                      |                                   |                          |                            |   |           |     |
| Week-2               | NUMBERS 30-40                     | Vocabulary building      | Interactive session, onlin | 6 | WORKSHEET | PPT |
| 8-12                 | RECAP                             |                          |                            |   |           |     |
|                      |                                   |                          |                            |   |           |     |
|                      |                                   |                          |                            |   |           |     |
| Week-3               | CONVERSATION BUILDING             | Helps them to Build conv | Interactive session, onlin | 6 | WORKSHEET | PPT |
| 15-19                | INTRODUCTION TO ETRE VERB         | GRAMMAR DEVOLOPMENT      |                            |   |           |     |
|                      |                                   |                          |                            |   |           |     |
|                      |                                   |                          |                            |   |           |     |
| Week-4               | SEASONS                           | Vocabulary building      | Interactive session, onlin | 6 | WORKSHEET | PPT |
| 22-26                |                                   |                          |                            |   |           |     |
|                      |                                   |                          |                            |   |           |     |
|                      |                                   |                          |                            |   |           |     |
| Week-5               | RECAP                             | RECAP                    | Interactive session, onlin | 6 |           | PPT |
| 29-31                |                                   |                          |                            |   |           |     |
| <b>November 2023</b> |                                   |                          |                            |   |           |     |
| Week-1               | INTRODUCTION OF U,V,W,X           | Vocabulary building      | Interactive session, onlin | 6 | WORKSHEET | PPT |
| 1-2                  | NOS 40-50                         | Vocabulary building      |                            |   |           |     |
|                      |                                   |                          |                            |   |           |     |
|                      |                                   |                          |                            |   |           |     |
| Week-2               | RECAP NOS 1-50                    | Vocabulary building      | Interactive session, onlin | 6 | WORKSHEET | PPT |
| 5-9                  | INTRODUCTION OF AVOIR VERB        | GRAMMAR DEVOLOPMENT      |                            |   |           |     |
|                      |                                   |                          |                            |   |           |     |
|                      |                                   |                          |                            |   |           |     |
|                      |                                   |                          |                            |   |           |     |



|                      |                                                               |                                                       |                            |   |           |     |
|----------------------|---------------------------------------------------------------|-------------------------------------------------------|----------------------------|---|-----------|-----|
| Week-3<br>12-16      | MASCULINE AND FEMININE INTRODUCTION<br>FRAME SIMPLE SENTENCES | GRAMMAR DEVELOPME<br>Helps them to Build conversation | Interactive session, onlin | 6 | WORKSHEET | PPT |
|                      |                                                               |                                                       |                            |   |           |     |
|                      |                                                               |                                                       |                            |   |           |     |
| Week-4<br>19-23      | RECAP A-E                                                     | Vocabulary building                                   | Interactive session, onlin | 6 | WORKSHEET | PPT |
|                      |                                                               |                                                       |                            |   |           |     |
|                      |                                                               |                                                       |                            |   |           |     |
| Week-5<br>26-30      | RECAP F-J                                                     | Vocabulary building                                   | Interactive session, onlin | 6 | WORKSHEET | PPT |
|                      |                                                               |                                                       |                            |   |           |     |
|                      |                                                               |                                                       |                            |   |           |     |
| <b>December 2023</b> |                                                               |                                                       |                            |   |           |     |
| Week-1<br>3-7        | RECAP K-O<br>INTRODUCTION Y,Z                                 | Vocabulary building                                   | Interactive session, onlin | 6 | WORKSHEET | PPT |
|                      |                                                               |                                                       |                            |   |           |     |
|                      |                                                               |                                                       |                            |   |           |     |
| Week-2<br>10-14      | RECAP P - T<br>INTRODUCTION SINGULAR PLURIEL                  | Vocabulary building<br>GRAMMAR DEVELOPMENT            | Interactive session, onlin | 6 | WORKSHEET | PPT |
|                      |                                                               |                                                       |                            |   |           |     |
|                      |                                                               |                                                       |                            |   |           |     |
| Week-3<br>17-21      | RECAP U - Z<br>RECAP A-Z                                      | Vocabulary building                                   | Interactive session, onlin | 6 | WORKSHEET | PPT |
|                      | REVISION NOS 1-50                                             |                                                       |                            |   |           |     |
|                      |                                                               |                                                       |                            |   |           |     |
| Week-4<br>24-28      | WINTER BREAK                                                  |                                                       |                            | 6 |           |     |

|                      |                              |                                  |                            |   |           |  |
|----------------------|------------------------------|----------------------------------|----------------------------|---|-----------|--|
|                      |                              |                                  |                            |   |           |  |
|                      |                              |                                  |                            |   |           |  |
|                      |                              |                                  |                            |   |           |  |
| <b>Week-5</b>        | WINTER BREAK                 |                                  |                            |   |           |  |
| 31                   |                              |                                  |                            |   |           |  |
|                      |                              |                                  |                            |   |           |  |
|                      |                              |                                  |                            |   |           |  |
| <b>January 2024</b>  |                              |                                  |                            |   |           |  |
| Week-1               | RECAP A TO Z                 | Vocabulary building              | Interactive session, onlin | 6 | WORKSHEET |  |
| 1-4                  | NOS 1-50                     |                                  |                            |   |           |  |
|                      |                              |                                  |                            |   |           |  |
|                      |                              |                                  |                            |   |           |  |
| Week-2               | RECAP ETRE ET AVOIR          | GRAMMAR DEVOLOPME                | Interactive session, onlin | 6 | WORKSHEET |  |
| 7-11                 |                              |                                  |                            |   |           |  |
|                      |                              |                                  |                            |   |           |  |
|                      |                              |                                  |                            |   |           |  |
| Week-3               | INTRODUCTION OF TRANSPORT    | Vocabulary building              | Interactive session, onlin | 6 | WORKSHEET |  |
| 14-18                | FRAME SIMPLE SENTENCES       | Helps them to Build conversation |                            |   |           |  |
|                      |                              |                                  |                            |   |           |  |
|                      |                              |                                  |                            |   |           |  |
| Week-4               | RECAP DAYS/MONTHS            |                                  | Interactive session, onlin | 6 | WORKSHEET |  |
| 21-25                | RECAP MASCULINE AND FEMININE |                                  |                            |   |           |  |
|                      |                              |                                  |                            |   |           |  |
|                      |                              |                                  |                            |   |           |  |
| <b>Week-5</b>        | RECAP ACTIVITIES             |                                  |                            | 6 | WORKSHEET |  |
| 28-31                |                              |                                  |                            |   |           |  |
|                      |                              |                                  |                            |   |           |  |
|                      |                              |                                  |                            |   |           |  |
| <b>February 2024</b> |                              |                                  |                            |   |           |  |





**INDIAN SCHOOL AL WADI AL KABIR**  
**DEPARTMENT OF HINDI**  
**ANNUAL SYLLABUS BREAK UP**  
**2023-2024**

**CLASS –I HINDI (3rd language)**

|                                      |                                                                                                                    |
|--------------------------------------|--------------------------------------------------------------------------------------------------------------------|
| APRIL<br>7 PERIODS                   | *मछली जल की रानी है (कविता)<br>Introduction of Letters- अ, आ, इ, ई, उ, ऊ                                           |
| MAY / JUNE<br>8+1 PERIODS            | Introduction of Letters ऋ, ए, ऐ, ओ, औ, अं<br>Revision of the letters                                               |
| AUGUST<br>8 PERIODS                  | *एक टमाटर लाल लाल (कविता)<br>Introduction of Letters-अँ,अः,क,ख,ग,घ,ङ                                               |
| SEPTEMBER<br>8 PERIODS               | *एक टमाटर लाल लाल (कविता)<br>REVISION: क-ङ<br>Introduction of Letters च, छ, ज, झ, ञ<br>REVISION: च-ञ               |
| OCTOBER<br>8 PERIODS                 | * आज मंगलवार है (कविता)<br>Introduction of Letters ट, ठ, ड, ङ, ढ, ढ, ण, त, थ<br>REVISION: ट-ण                      |
| NOVEMBER<br>/DECEMBER<br>6+3 PERIODS | * आज मंगलवार है (कविता)<br>Introduction of Letters- द, ध, न, प, फ, ब, भ<br>4. REVISION: त - न                      |
| JANUARY<br>7 PERIODS                 | * एक चिड़िया के बच्चे चार (कविता)<br>Introduction of Letters- म, य, र, ल, व,<br>REVISION - प-म<br>REVISION - य - व |

FEBRUARY  
8 PERIODS

\* एक चिड़िया के बच्चे चार (कविता)

Introduction of Letters- श,ष, स,ह, क्ष,त्र,ज्ञ,श्र

REVISION: श - ह

MARCH

REVISION PF ALL LETTERS

\* kindly note there could be changes in the duration of the completion of the lessons, as and when a need arises.

# Indian School Al Wadi Al Kabir

|                   | Month:         | Syllabus for class: 1 | Subject: Malayalam - Third Language |                 |                |                            |
|-------------------|----------------|-----------------------|-------------------------------------|-----------------|----------------|----------------------------|
| WEEK              | Syllabus/Topic | Learning Objectives   | Teaching Strategies                 | Periods Alloted | Assignments    | Teaching material prepared |
| <b>April 2023</b> |                |                       |                                     |                 |                |                            |
| Week-1            |                |                       |                                     |                 |                |                            |
| 2-6               |                |                       |                                     |                 |                |                            |
|                   |                |                       |                                     |                 |                |                            |
|                   |                |                       |                                     |                 |                |                            |
| Week-2            | പാഠം 1         | മുഗ്ദ്ധപരിചയം         | വിവരണം                              | 2               | മുഗ്ദ്ധങ്ങളുടെ | PPT                        |
| 9-13              |                | ആശയഗ്രഹണം             | പാഠാവതരണം                           |                 | പേരുപറയുക      | Text book                  |
|                   |                |                       |                                     |                 |                | Video                      |
|                   |                |                       |                                     |                 |                | കുട്ടിക്കഥ                 |
|                   |                |                       |                                     |                 |                |                            |
| Week-3            | പാഠം 2         | കഥാസ്വരണം             | പാഠാവതരണം                           | 4               | Story telling  | Video                      |
| 16-20             | കുട്ടിക്കഥ     | മുഗ്ദ്ധപരിചയം         | കഥാകഥനം                             |                 | Drawing        | Text book                  |
|                   |                | ഗുണപാഠം               |                                     |                 |                | കുട്ടിക്കഥ                 |
|                   |                |                       |                                     |                 |                | Pictures                   |
|                   |                |                       |                                     |                 |                |                            |
| Week-4            | പാഠം 3         | കവിതാസ്വരണം           | പാഠാവതരണം                           | 4               | Action song    | കുട്ടിക്കവിത               |
| 23-27             | കുട്ടിക്കവിത   | ആലാപനം                | കവിതാലാപനം                          |                 |                | Text book                  |
|                   |                | മുഗ്ദ്ധപരിചയം         |                                     |                 |                | PPT                        |
|                   |                |                       |                                     |                 |                |                            |
|                   |                |                       |                                     |                 |                |                            |
| <b>Week-5</b>     |                |                       |                                     |                 |                |                            |
| 29-30             |                |                       |                                     |                 |                |                            |
| <b>May 2023</b>   |                |                       |                                     |                 |                |                            |
| Week-1            | പാഠം 4         | ഉപകരണപരിചയം           | പാഠാവതരണം                           | 6               | Chart          | Video                      |
| 1-4               | അക്ഷരപ്പാട്ട്  | ലേഖനാഭിരുചി           | കാവ്യാലാപനം                         |                 |                | Text book                  |

|                  |               |                   |               |   |           |              |
|------------------|---------------|-------------------|---------------|---|-----------|--------------|
|                  |               | ഉച്ചാരണശുദ്ധി     | വിവരണം        |   |           | PPT          |
|                  |               |                   | ആലേഖനം        |   |           | കുട്ടിക്കവിത |
|                  |               |                   |               |   |           |              |
| Week-2           | പാഠം 5        | കവിതാസ്വാദനം      | പാഠാവതരണം     | 4 | Dictation | PPT          |
| 7-11             | കുട്ടിക്കഥ    | വ്യക്തപരിചയം      | കവിതാലാപനം    |   |           | Text book    |
|                  |               | ലേഖനപരിചയം        | അക്ഷരപരിശീലനം |   |           | കുട്ടിക്കഥ   |
|                  |               | ഉച്ചാരണശുദ്ധി     |               |   |           |              |
|                  |               |                   |               |   |           |              |
| Week-3           | പാഠം 6        | പ്രകൃതിപരിചയം     | പാഠാവതരണം     | 6 | ചിത്രങ്ങൾ | Pictures     |
| 14-18            | കുട്ടിക്കവിത  | വസ്തുപരിചയം       | വിവരണം        |   | പേരുകൾ    | Text book    |
|                  |               | കവിത              | കവിതാലാപനം    |   |           | കുട്ടിക്കവിത |
|                  |               | അക്ഷരപരിചയം       | പരിശീലനം      |   |           |              |
|                  |               |                   |               |   |           |              |
| Week-4           | പാഠം 7        | അക്ഷരപരിചയം       | അക്ഷരപരിശീലനം | 6 | Dictation | Video        |
| 21-25            | കുട്ടിക്കഥ    | പദപരിചയം          | പാഠാവതരണം     |   |           | Text book    |
|                  |               | വസ്തുപരിചയം       | വിവരണം        |   |           |              |
|                  |               | ഉച്ചാരണശുദ്ധി     |               |   |           |              |
|                  |               |                   |               |   |           |              |
| Week-5           | പാഠം 8        | ഭക്ഷണപരിചയം       | മാതൃകാവായന    | 6 | Chart     | PPT          |
| 28-31            | ഭക്ഷണപ്പാട്ട് | കവിതാസ്വാദനം      | പരിശീലനം      |   | Worksheet | Text book    |
| <b>June 2023</b> |               |                   |               |   |           |              |
| Week-1           | സ്വരാക്ഷരങ്ങൾ | സ്വരാക്ഷരപ്പാട്ട് | പാഠാവതരണം     | 2 | Dictation | Videos       |
| 1                | അക്ഷരപ്പാട്ട് | എഴുത്ത്           | കവിതാലാപനം    |   |           | Text book    |
|                  |               | ഉച്ചാരണശുദ്ധി     | മാതൃകാവായന    |   |           | PPT          |
|                  |               | അക്ഷരപരിചയം       | പരിശീലനം      |   |           | കുട്ടിക്കവിത |
|                  |               |                   |               |   |           |              |

|                    |               |               |              |   |             |              |
|--------------------|---------------|---------------|--------------|---|-------------|--------------|
| Week-2             |               |               |              |   |             |              |
| 4-8                |               |               |              |   |             |              |
|                    |               |               |              |   |             |              |
|                    |               |               |              |   |             |              |
|                    |               |               |              |   |             |              |
| <b>August 2023</b> |               |               |              |   |             |              |
| Week-1             | അക്ഷരപ്പാട്ട് | അക്ഷരപരിചയം   | പാഠാവതരണം    | 2 | Dictation   | Videos       |
| 1-3                |               | ഉച്ചാരണശുദ്ധി | കവിതാലാപനം   |   |             | Text book    |
|                    |               |               | പരിശീലനം     |   |             | PPT          |
|                    |               |               |              |   |             | കുട്ടിക്കവിത |
|                    |               |               |              |   |             | Cards        |
| Week-2             | പാഠം 9        | കവിതാസ്വാദനം  | മാതൃകാ വായന  | 6 | Action song | Videos       |
| 6-10               | കുട്ടിക്കവിത  | അക്ഷരപരിചയം   | പാഠാവതരണം    |   |             | Text book    |
|                    |               | പദപരിചയം      | കവിതാലാപനം   |   |             | കുട്ടിക്കവിത |
|                    |               | ഉച്ചാരണശുദ്ധി | ലേഖനപരിശീലനം |   |             | PPT          |
|                    |               |               |              |   |             |              |
| Week-3             | പാഠം 10       | കവിതാസ്വാദനം  | കവിതാലാപനം   | 6 |             | PPT          |
| 13-17              | കുട്ടിക്കവിത  | ചിത്രപരിചയം   | പാഠാവതരണം    |   |             | Text book    |
|                    |               | പദപരിചയം      | വിവരണം       |   |             |              |
|                    |               | അക്ഷരപരിചയം   |              |   |             |              |
|                    |               |               |              |   |             |              |
| Week-4             | പാഠം 11       | മുഗ്ദ്ധപരിചയം | പാഠാവതരണം    | 6 | Dictation   | Videos       |
| 20-24              | കുട്ടിക്കവിത  | കവിതാസ്വാദനം  | വിവരണം       |   |             | Text book    |
|                    |               | കഥാകഥനം       | കവിതാലാപനം   |   |             |              |
|                    |               | അക്ഷരപരിചയം   | ലേഖനപരിശീലനം |   |             |              |
|                    |               |               |              |   |             |              |



|                       |                         |                                            |                                   |   |                                   |                                   |
|-----------------------|-------------------------|--------------------------------------------|-----------------------------------|---|-----------------------------------|-----------------------------------|
| Week-5<br>27-31       | പാഠം 12<br>കുട്ടിക്കഥ   | വ്യക്ഷപരിചയം<br>പദപരിചയം                   | കഥാകഥനം<br>പരിശീലനം               | 4 | Drawing<br>Worksheet              | PPT<br>Text book                  |
| <b>September 2023</b> |                         |                                            |                                   |   |                                   |                                   |
| Week-1<br>3-7         | പാഠം 13<br>കുട്ടിക്കഥ   | വസ്തുപരിചയം<br>അക്ഷരപരിചയം                 | മാതൃകാവായന<br>കഥാകഥനം             | 6 | Dictation                         | Videos<br>Text book               |
|                       |                         | ഉച്ചാരണശുദ്ധി                              | ലേഖനപരിശീലനം                      |   |                                   | കുട്ടിക്കഥ                        |
| Week-2<br>10-14       | പാഠം 14<br>കുട്ടിക്കവിത | കഥാസ്വരണം<br>അക്ഷരപരിചയം                   | കവിതാലാപനം<br>ലേഖനപരിശീലനം        |   | Dictation                         | PPT<br>Text book                  |
|                       |                         | പദനിർമാണം<br>ഉച്ചാരണശുദ്ധി                 |                                   |   |                                   | കുട്ടിക്കവിത                      |
| Week-3<br>17-21       |                         |                                            |                                   |   |                                   |                                   |
| Week-4<br>24-28       |                         |                                            |                                   |   |                                   |                                   |
| Week-5<br>29-30       |                         |                                            |                                   |   |                                   |                                   |
| <b>October 2023</b>   |                         |                                            |                                   |   |                                   |                                   |
| Week-1<br>1-5         | പാഠം 15<br>കുട്ടിക്കഥ   | കഥാസ്വരണം<br>ഒരുമയുടെ<br>പെരുമ<br>പദപരിചയം | വായന<br>ലേഖനപരിശീലനം<br>പാഠാവതരണം | 6 | Story telling<br>Dialogues Making | Videos<br>Text book<br>കുട്ടിക്കഥ |

|                      |               |                 |               |   |              |               |
|----------------------|---------------|-----------------|---------------|---|--------------|---------------|
|                      |               | ഉച്ചാരണശുദ്ധി   | കഥാകഥനം       |   |              |               |
|                      |               |                 |               |   |              |               |
| Week-2               | അക്ഷരി 2      | മാതൃസ്നേഹം      | മാതൃകാവായന    | 6 | Action song  | PPT           |
| 8-12                 | പാഠം 1        | കുടുംബമൂല്യം    | പാഠാവതരണം     |   |              | Text book     |
|                      | കുട്ടിക്കവിത  | അക്ഷരപരിചയം     | ലേഖനപരിശീലനം  |   |              | കുട്ടിക്കവിത  |
|                      |               | ഉച്ചാരണശുദ്ധി   | കവിതാലാപനം    |   |              |               |
|                      |               |                 |               |   |              |               |
| Week-3               | പാഠം 2        | കഥാസ്വരണം       | കഥാകഥനം       | 6 | Dictation    | Videos        |
| 15-19                | കുട്ടിക്കഥ    | അക്ഷരപരിചയം     | പാഠാവതരണം     |   |              | Text book     |
|                      |               | പദശുദ്ധി        | ലേഖനപരിശീലനം  |   |              | കുട്ടിക്കഥ    |
|                      |               | ഉച്ചാരണശുദ്ധി   |               |   |              | PPT           |
|                      |               | വായനാശേഷി       |               |   |              |               |
| Week-4               | പാഠം 3        | അക്ഷരപരിചയം     | അക്ഷരശുദ്ധി   | 6 | Chart        | Videos        |
| 22-26                | കുട്ടിക്കവിത  | ചിത്രരചനാഭിരുചി | പദശുദ്ധി      |   | Drawing      | Text book     |
|                      |               |                 | ഉച്ചാരണശുദ്ധി |   |              | കുട്ടിക്കവിത  |
|                      |               |                 | ലേഖനപരിശീലനം  |   |              |               |
|                      |               |                 |               |   |              |               |
| Week-5               | പാഠം 4        | അക്ഷരഗ്രഹണം     | മാതൃകാവായന    | 6 | Reading test | Videos        |
| 29-31                | അക്ഷരപ്പാട്ട് | ഉച്ചാരണശുദ്ധി   | പരിശീലനം      |   | Work Sheet   | Text book     |
| <b>November 2023</b> |               |                 |               |   |              |               |
| Week-1               | അക്ഷരമാല      | അക്ഷരഗ്രഹണം     | കവിതാലാപനം    | 2 | Dictation    | അക്ഷരപ്പാട്ട് |
| 1-2                  |               | വായനാശേഷി       | പാഠാവതരണം     |   | Chart Making | Text book     |
|                      |               | ഉച്ചാരണശുദ്ധി   | ലേഖനപരിശീലനം  |   |              | PPT           |
|                      |               |                 |               |   |              |               |
|                      |               |                 |               |   |              |               |
|                      |               |                 |               |   |              |               |

|                      |              |               |               |   |               |               |
|----------------------|--------------|---------------|---------------|---|---------------|---------------|
| Week-2               | പാഠം 5       | കവിതാസ്വാരണം  | കവിതാലാപനം    | 6 | Name of birds | പക്ഷിപ്പാട്ട് |
| 5-9                  | കുട്ടിക്കവിത | കഥാസ്വാരണം    | വിവരണം        |   |               | Text book     |
|                      |              | പദപരിചയം      |               |   |               |               |
|                      |              | ഉച്ചാരണശുദ്ധി |               |   |               |               |
|                      |              |               |               |   |               |               |
| Week-3               | പാഠം 6       | പ്രകൃതി പഠനം  | പ്രകൃതിവിവരണം | 6 | Drawing       | Video         |
| 12-16                | കുട്ടിക്കഥ   | അക്ഷരപരിചയം   | ലേഖനപരിശീലനം  |   | Colouring     | കുട്ടിക്കഥ    |
|                      |              | ഉച്ചാരണശുദ്ധി | കഥാകഥനം       |   |               |               |
|                      |              | വായനാശീലം     |               |   |               |               |
|                      |              |               |               |   |               |               |
| Week-4               | പാഠം 7       | മാതൃസ്നേഹം    | കാവ്യാലാപനം   | 6 | Dictation     | PPT           |
| 19-23                | കുട്ടിക്കഥ   | ഉച്ചാരണശുദ്ധി | പാഠാവതരണം     |   |               | Text book     |
|                      |              | അക്ഷരപരിചയം   | ലേഖനപരിശീലനം  |   |               |               |
|                      |              | കവിതാസ്വാരണം  |               |   |               |               |
|                      |              |               |               |   |               |               |
| Week-5               | പാഠം 8       | സഹജീവിസ്നേഹം  | വിവരണം        | 6 | Dictation     | Video         |
| 26-30                | കുട്ടിക്കഥ   | അക്ഷരപരിചയം   | പാഠാവതരണം     |   | Work Sheet    | Text book     |
|                      |              |               | ലേഖനപരിശീലനം  |   |               | കുട്ടിക്കഥ    |
|                      |              |               | കഥാകഥനം       |   |               |               |
|                      |              |               |               |   |               |               |
| <b>December 2023</b> |              |               |               |   |               |               |
| Week-1               | പാഠം 9       | പ്രകൃതിസ്നേഹം | പാഠാവതരണം     | 6 | Dictation     | Video         |
| 3-7                  | കുട്ടിക്കവിത | അക്ഷരപരിചയം   | കവിതാലാപനം    |   | Recitation    | Text book     |
|                      |              | പദപരിചയം      | വിവരണം        |   |               | കുട്ടിക്കവിത  |
|                      |              | ചിഹ്നപരിചയം   | ലേഖനപരിശീലനം  |   |               |               |



|                      |              | കഥാസ്വരണം     | കഥാകഥനം      |   |             | കുട്ടിക്കഥ   |
|----------------------|--------------|---------------|--------------|---|-------------|--------------|
|                      |              |               | വിവരണം       |   |             |              |
|                      |              |               |              |   |             |              |
| Week-3               | പാഠം 13      | അക്ഷരപരിചയം   | കാവ്യലാപനം   | 6 | Dictation   | കുട്ടിക്കവിത |
| 14-18                | കുട്ടിക്കവിത | ഉച്ചാരണശുദ്ധി | പാഠാവതരണം    |   |             | Text book    |
|                      |              | പദപരിചയം      | ലേഖനപരിശീലനം |   |             |              |
|                      |              | ചിഹ്നഗ്രഹണം   | വിവരണം       |   |             |              |
|                      |              |               |              |   |             |              |
| Week-4               | പാഠം 14      | കവിതാസ്വരണം   | പാഠാവതരണം    | 6 | Action song | Video        |
| 21-25                | കുട്ടിക്കവിത | അക്ഷരപരിചയം   | ആലേഖനശീലനം   |   |             | Text book    |
|                      |              | വസ്തുപരിചയം   | കവിതാലാപനം   |   |             | കുട്ടിക്കവിത |
|                      |              |               | മാതൃകാവായന   |   |             |              |
|                      |              |               |              |   |             |              |
| Week-5               | പാഠം 14      | കവിതാസ്വരണം   | പാഠാവതരണം    |   |             |              |
| 28-31                | കുട്ടിക്കവിത | അക്ഷരപരിചയം   | ആലേഖനശീലനം   |   | Work Sheet  | Video        |
|                      |              | വസ്തുപരിചയം   | കവിതാലാപനം   |   |             | Text book    |
|                      |              |               | മാതൃകാവായന   |   |             |              |
| <b>February 2024</b> |              |               |              |   |             |              |
| Week-1               | ആവർത്തനം     |               |              |   |             |              |
| 1                    |              |               |              |   |             |              |
|                      |              |               |              |   |             |              |
|                      |              |               |              |   |             |              |
| Week-2               | ആവർത്തനം     |               |              |   |             |              |
| 4-8                  |              |               |              |   |             |              |
|                      |              |               |              |   |             |              |
|                      |              |               |              |   |             |              |
|                      |              |               |              |   |             |              |



# Indian School Al Wadi Al Kabir

**Month:**

**Syllabus for class: 1**

**Subject: Tamil 3rd Language**

| WEEK              | Syllabus/Topic | Learning Objectives | Teaching Strategies | Periods Alloted | Assignments | Teaching materials prepared |
|-------------------|----------------|---------------------|---------------------|-----------------|-------------|-----------------------------|
| <b>March 2023</b> |                |                     |                     |                 |             |                             |
| Week-1            |                |                     |                     |                 |             |                             |
|                   |                |                     |                     |                 |             |                             |
|                   |                |                     |                     |                 |             |                             |
| Week-2            |                |                     |                     |                 |             |                             |
|                   |                |                     |                     |                 |             |                             |
|                   |                |                     |                     |                 |             |                             |
| Week-3<br>15-16   |                |                     |                     |                 |             |                             |
|                   |                |                     |                     |                 |             |                             |
|                   |                |                     |                     |                 |             |                             |
| Week-4<br>19-23   |                |                     |                     |                 |             |                             |
|                   |                |                     |                     |                 |             |                             |
|                   |                |                     |                     |                 |             |                             |
| Week-5<br>26-30   |                |                     |                     |                 |             |                             |
|                   |                |                     |                     |                 |             |                             |
|                   |                |                     |                     |                 |             |                             |
| <b>April 2023</b> |                |                     |                     |                 |             |                             |
| Week-1<br>2 -6    |                |                     |                     |                 |             |                             |
|                   |                |                     |                     |                 |             |                             |

|          |                                    |                                                                     |                                                                                           |   |                                                   |                             |
|----------|------------------------------------|---------------------------------------------------------------------|-------------------------------------------------------------------------------------------|---|---------------------------------------------------|-----------------------------|
|          |                                    |                                                                     |                                                                                           |   |                                                   |                             |
|          |                                    |                                                                     |                                                                                           |   |                                                   |                             |
|          |                                    |                                                                     |                                                                                           |   |                                                   |                             |
| Week-2   |                                    |                                                                     |                                                                                           |   |                                                   |                             |
| 9-13     | பாடல் 1<br>ஆலமரத்துல<br>விளையாட்டு | ஆலமரத்துல<br>விளையாட்டு பாடலை<br>பாட கற்றுக்<br>கொள்கிறார்கள்       | ஆலமரத்துல<br>விளையாட்டு பாடலை<br>செய்முறை<br>விளக்கத்தோடு பாடி<br>விளக்குதல்              | 2 | பாடலை பாடி<br>பழகுதல்                             | PPT, Videos.                |
|          |                                    |                                                                     |                                                                                           |   |                                                   |                             |
|          |                                    |                                                                     |                                                                                           |   |                                                   |                             |
|          |                                    |                                                                     |                                                                                           |   |                                                   |                             |
| Week-3   |                                    |                                                                     |                                                                                           |   |                                                   |                             |
| 16-20    | உயிர் எழுத்துக்கள்.                | மாணவர்கள்<br>உயிரெழுத்துக்களை<br>உச்சரிக்க கற்றுக்<br>கொள்கிறார்கள் | உயிர் எழுத்துக்களை<br>பாடல் முறையில்<br>அறிமுகம் செய்து<br>உச்சரிக்க கற்றுக்<br>கொடுத்தல் | 2 | உயிரெழுத்துக்களை<br>வரிசை முறையில்<br>உச்சரித்தல் | PPT, Videos.                |
|          |                                    |                                                                     |                                                                                           |   |                                                   |                             |
|          |                                    |                                                                     |                                                                                           |   |                                                   |                             |
|          |                                    |                                                                     |                                                                                           |   |                                                   |                             |
| Week-4   |                                    |                                                                     |                                                                                           |   |                                                   |                             |
| 23-27    | உயிர் எழுத்துக்கள்                 | உயிர் எழுத்துக்கள்<br>உச்சரிக்க கற்றுக்<br>கொள்கிறார்கள்            | உயிர் எழுத்துக்கள்<br>உச்சரிக்க கற்றுக்<br>கொடுத்தல்                                      | 2 | உயிர் எழுத்துக்களை<br>உச்சரித்தல்                 | PPT, Vidoes,<br>Flash cards |
|          |                                    |                                                                     |                                                                                           |   |                                                   |                             |
|          |                                    |                                                                     |                                                                                           |   |                                                   |                             |
|          |                                    |                                                                     |                                                                                           |   |                                                   |                             |
| Week-5   |                                    |                                                                     |                                                                                           |   |                                                   |                             |
| 29-30    | குட்டிக்கதைகள்                     | நீதி கதைகளின்<br>உட்கருத்தை கற்றுக்<br>கொள்கிறார்கள்                | நீதி கதைகளை<br>எடுத்துக் கூறி<br>விளக்குதல்                                               | 2 | பேசிப் பழகுதல்                                    | PPT, Vidoes                 |
| May 2023 |                                    |                                                                     |                                                                                           |   |                                                   |                             |
| Week-1   |                                    |                                                                     |                                                                                           |   |                                                   |                             |
| 1-4      | உயிர் எழுத்துக்கள்                 | உயிர் எழுத்துக்கள்<br>உச்சரிக்க கற்றுக்<br>கொள்கிறார்கள்            | உயிர் எழுத்துக்கள்<br>உச்சரிக்க கற்றுக்<br>கொடுத்தல்                                      | 2 | உயிர் எழுத்துக்களை<br>உச்சரித்தல்                 | PPT, Vidoes,<br>Flash cards |
|          |                                    |                                                                     |                                                                                           |   |                                                   |                             |
|          |                                    |                                                                     |                                                                                           |   |                                                   |                             |



|           |                                             |                                                                  |                                                                              |   |                               |                          |
|-----------|---------------------------------------------|------------------------------------------------------------------|------------------------------------------------------------------------------|---|-------------------------------|--------------------------|
|           |                                             |                                                                  |                                                                              |   |                               |                          |
| Week-2    |                                             |                                                                  |                                                                              |   |                               |                          |
| 7-11      | மெய் எழுத்துக்கள்                           | மாணவர்கள் மெய் எழுத்துக்கள் உச்சரிக்க கற்றுக் கொள்கிறார்கள்      | மெய் எழுத்துக்கள் பாடல் முறையில் அறிமுகம் செய்து உச்சரிக்க கற்றுக் கொடுத்தல் | 2 | மெய் எழுத்துக்களை உச்சரித்தல் | PPT, Vidoes, Flash cards |
|           |                                             |                                                                  |                                                                              |   |                               |                          |
|           |                                             |                                                                  |                                                                              |   |                               |                          |
| Week-3    |                                             |                                                                  |                                                                              |   |                               |                          |
| 14-18     | மெய் எழுத்துக்கள்                           | மெய் எழுத்துக்கள் உச்சரிக்க கற்றுக் கொள்கிறார்கள்                | மெய் எழுத்துக்கள் உச்சரிக்க கற்றுக் கொடுத்தல்                                | 2 | மெய் எழுத்துக்களை உச்சரித்தல் | PPT, Vidoes, Flash cards |
|           |                                             |                                                                  |                                                                              |   |                               |                          |
|           |                                             |                                                                  |                                                                              |   |                               |                          |
| Week-4    |                                             |                                                                  |                                                                              |   |                               |                          |
| 21-25     | மெய் எழுத்துக்கள்                           | மெய் எழுத்துக்கள் உச்சரிக்க கற்றுக் கொள்கிறார்கள்                | மெய் எழுத்துக்கள் உச்சரிக்க கற்றுக் கொடுத்தல்                                | 2 | Picture Identification        | Videos, PPT              |
|           |                                             |                                                                  |                                                                              |   |                               |                          |
|           |                                             |                                                                  |                                                                              |   |                               |                          |
| Week-5    |                                             |                                                                  |                                                                              |   |                               |                          |
| 28-31     | மெய் எழுத்துக்கள்                           | மெய் எழுத்துக்கள் உச்சரிக்க கற்றுக் கொள்கிறார்கள்                | மெய் எழுத்துக்கள் உச்சரிக்க கற்றுக் கொடுத்தல்                                | 2 | மெய் எழுத்துக்களை உச்சரித்தல் | PPT, Vidoes, Flash cards |
| June 2023 |                                             |                                                                  |                                                                              |   |                               |                          |
| Week-1    |                                             |                                                                  |                                                                              |   |                               |                          |
| 1         | பொருட்களின் படங்களும் அதன் பெயர் விளக்கமும் | பொருட்களின் படங்களைக் கொண்டு அதன் பெயர்களை கற்றுக் கொள்கிறார்கள் | பொருட்களின் படங்களைக் கொண்டு அதன் பெயர்களை கற்றுக் கொடுத்தல்                 | 1 | Picture Identification        | PPT, Vidoes, Flash cards |
|           |                                             |                                                                  |                                                                              |   |                               |                          |
|           |                                             |                                                                  |                                                                              |   |                               |                          |

|             |                |                                                                           |                                                        |   |                               |                      |
|-------------|----------------|---------------------------------------------------------------------------|--------------------------------------------------------|---|-------------------------------|----------------------|
| Week-2      |                |                                                                           |                                                        |   |                               |                      |
| 4-8         | SUMMER VACATON |                                                                           |                                                        |   |                               |                      |
|             |                |                                                                           |                                                        |   |                               |                      |
|             |                |                                                                           |                                                        |   |                               |                      |
|             |                |                                                                           |                                                        |   |                               |                      |
| August 2023 |                |                                                                           |                                                        |   |                               |                      |
| Week-1      |                |                                                                           |                                                        |   |                               |                      |
| 1-3         | பழங்கள்        | பழங்களின் பெயர்களையும், வகைகளையும், சுவைகளையும், கற்றுக் கொள்கிறார்கள்    | பழங்களின் வகைகளையும், சுவைகளையும் கற்றுக் கொடுத்தல்    | 2 | பூக்களின் வரைபடம் வண்ணங்கள்   | PPT, Vidoes,         |
|             | குட்டி கதை     |                                                                           |                                                        |   |                               |                      |
|             |                |                                                                           |                                                        |   |                               |                      |
|             |                |                                                                           |                                                        |   |                               |                      |
| Week-2      |                |                                                                           |                                                        |   |                               |                      |
| 6-10        | காய்கள்        | காய்கள்களின் பெயர்களையும், வகைகளையும், சுவைகளையும், கற்றுக் கொள்கிறார்கள் | காய்கள்களின் வகைகளையும், சுவைகளையும் கற்றுக் கொடுத்தல் | 2 | காய்களின் பெயர்களை சேகரித்தல் | PPT, Vidoes,         |
|             | குட்டி பாடல்   |                                                                           |                                                        |   |                               |                      |
|             |                |                                                                           |                                                        |   |                               |                      |
|             |                |                                                                           |                                                        |   |                               |                      |
| Week-3      |                |                                                                           |                                                        |   |                               |                      |
| 13-17       | பூக்கள்        | பூக்களின் வகைகளையும் வாழ்க்கை முறையையும் கற்றுக் கொள்கிறார்கள்            | பூக்களின் வகைகளையும் தன்மைகளையும் கற்றுக் கொடுத்தல்    | 2 | பூக்களின் வரைபடம் வண்ணங்கள்   | PPT, Vidoes, Stories |
|             | குட்டி பாடல்   |                                                                           |                                                        |   |                               |                      |
|             |                |                                                                           |                                                        |   |                               |                      |
|             |                |                                                                           |                                                        |   |                               |                      |
| Week-4      |                |                                                                           |                                                        |   |                               |                      |

|                |                   |                                                               |                                                              |   |                                   |                      |
|----------------|-------------------|---------------------------------------------------------------|--------------------------------------------------------------|---|-----------------------------------|----------------------|
| 20-24          | பறவைகள்           | பறவைகளின் வகைகளையும் வாழ்க்கை முறையும் கற்றுக் கொள்கிறார்கள்  | பறவைகளின் வகைகளையும் வாழ்க்கை முறையும் கற்றுக் கொடுத்தல்     | 2 | பறவைகளின் பெயர்களை சேகரித்தல்     | PPT, Vidoes, Stories |
|                |                   |                                                               |                                                              |   |                                   |                      |
|                |                   |                                                               |                                                              |   |                                   |                      |
|                |                   |                                                               |                                                              |   |                                   |                      |
| Week-5         |                   |                                                               |                                                              |   |                                   |                      |
| 27-31          | நிறங்கள்          | நிறங்களை அடையாளம் காண கற்றுக் கொள்கிறார்கள்                   | நிறங்களின் வகைகள் கற்றுக் கொடுத்தல்                          | 2 | நிறங்களை சேகரித்தல்               | PPT, Vidoes, Stories |
| September 2023 |                   |                                                               |                                                              |   |                                   |                      |
| Week-1         |                   |                                                               |                                                              |   |                                   |                      |
| 3-7            | திசைகள்           | திசைகளை பயன்படுத்த கற்றுக் கொள்கிறார்கள்                      | திசைகளை கற்றுக் கொடுத்தல்                                    | 2 | திசைகளின் வரைபடம் வரைதல்          | PPT, Vidoes, Stories |
|                |                   |                                                               |                                                              |   |                                   |                      |
|                |                   |                                                               |                                                              |   |                                   |                      |
|                |                   |                                                               |                                                              |   |                                   |                      |
| Week-2         |                   |                                                               |                                                              |   |                                   |                      |
| 10-14          | வாரத்தின் நாட்கள் | வாரத்தின் நாட்களை அடையாளம் காண கற்றுக் கொள்கிறார்கள்          | வாரத்தின் நாட்கள் அறிமுகம் செய்து கற்றுக் கொடுத்தல்          | 2 | Chart Making                      | PPT, Vidoes, Stories |
|                |                   |                                                               |                                                              |   |                                   |                      |
|                |                   |                                                               |                                                              |   |                                   |                      |
|                |                   |                                                               |                                                              |   |                                   |                      |
| Week-3         |                   |                                                               |                                                              |   |                                   |                      |
| 17-21          | உடல் உறுப்புகள்   | உடல் உறுப்புகளின் பாகங்களை அடையாளம் காண கற்றுக் கொள்கிறார்கள் | உடலின் பாகங்களை காண்பித்து உடல் உறுப்புகளை கற்றுக் கொடுத்தல் | 2 | உடல் உறுப்புகளின் பாகங்களை வரைதல் | PPT, Vidoes, Stories |
|                |                   |                                                               |                                                              |   |                                   |                      |
|                |                   |                                                               |                                                              |   |                                   |                      |
|                |                   |                                                               |                                                              |   |                                   |                      |

|              |                    |                                                          |                                                       |   |                 |             |
|--------------|--------------------|----------------------------------------------------------|-------------------------------------------------------|---|-----------------|-------------|
| Week-4       |                    |                                                          |                                                       |   |                 |             |
| 24-28        | LEAVE              |                                                          |                                                       |   |                 |             |
|              |                    |                                                          |                                                       |   |                 |             |
|              |                    |                                                          |                                                       |   |                 |             |
| Week-5       |                    |                                                          |                                                       |   |                 |             |
| 29-30        | LEAVE              |                                                          |                                                       |   |                 |             |
| October 2023 |                    |                                                          |                                                       |   |                 |             |
| Week-1       |                    |                                                          |                                                       |   |                 |             |
| 1-5          | நீதிக் கதைகள்      | கதையின் உட்கருத்தை<br>மாணவர்கள் கற்றுக்<br>கொள்கிறார்கள் | நீதிக் கதைகளை<br>குழந்தைகளுக்கு<br>சொல்லிக் கொடுத்தல் | 2 | கதை சொல்லுதல்   | PPT, Vidoes |
|              |                    |                                                          |                                                       |   |                 |             |
|              |                    |                                                          |                                                       |   |                 |             |
| Week-2       |                    |                                                          |                                                       |   |                 |             |
| 8-12         | உயிர் எழுத்துக்கள் | உயிர் எழுத்துக்களை<br>எழுத கற்றுக்<br>கொள்கிறார்கள்      | உயிர் எழுத்துக்களை<br>எழுத கற்றுக்<br>கொடுத்தல்       | 2 | எழுதிப் பழகுதல் | PPT, Vidoes |
|              |                    |                                                          |                                                       |   |                 |             |
|              |                    |                                                          |                                                       |   |                 |             |
| Week-3       |                    |                                                          |                                                       |   |                 |             |
| 15-19        | உயிர் எழுத்துக்கள் | உயிர் எழுத்துக்களை<br>எழுத கற்றுக்<br>கொள்கிறார்கள்      | உயிர் எழுத்துக்களை<br>எழுத கற்றுக்<br>கொடுத்தல்       | 2 | எழுதிப் பழகுதல் | PPT, Vidoes |
|              |                    |                                                          |                                                       |   |                 |             |
|              |                    |                                                          |                                                       |   |                 |             |
| Week-4       |                    |                                                          |                                                       |   |                 |             |
| 22-26        | உயிர் எழுத்துக்கள் | உயிர் எழுத்துக்களை<br>எழுத கற்றுக்<br>கொள்கிறார்கள்      | உயிர் எழுத்துக்களை<br>எழுத கற்றுக்<br>கொடுத்தல்       | 2 | எழுதிப் பழகுதல் | PPT, Vidoes |
|              |                    |                                                          |                                                       |   |                 |             |
|              |                    |                                                          |                                                       |   |                 |             |
| Week-5       |                    |                                                          |                                                       |   |                 |             |

|                      |                        |                                                   |                                                |   |                 |             |
|----------------------|------------------------|---------------------------------------------------|------------------------------------------------|---|-----------------|-------------|
| 29-31                | உயிர் எழுத்துக்கள்     | உயிர் எழுத்துக்களை எழுத கற்றுக் கொள்கிறார்கள்     | உயிர் எழுத்துக்களை எழுத கற்றுக் கொடுத்தல்      | 2 | எழுதிப் பழகுதல் | PPT, Vidoes |
| <b>November 2023</b> |                        |                                                   |                                                |   |                 |             |
| Week-1               |                        |                                                   |                                                |   |                 |             |
| 1-2                  | உயிர் எழுத்துக்கள்     | உயிர் எழுத்துக்களை எழுத கற்றுக் கொள்கிறார்கள்     | உயிர் எழுத்துக்களை எழுத கற்றுக் கொடுத்தல்      | 2 | எழுதிப் பழகுதல் | PPT, Vidoes |
| Week-2               |                        |                                                   |                                                |   |                 |             |
| 5-9                  | உயிர் எழுத்துக்கள்     | உயிர் எழுத்துக்களை எழுத கற்றுக் கொள்கிறார்கள்     | உயிர் எழுத்துக்களை எழுத கற்றுக் கொடுத்தல்      | 2 | எழுதிப் பழகுதல் | PPT, Vidoes |
| Week-3               |                        |                                                   |                                                |   |                 |             |
| 12-16                | உயிர்மெய் எழுத்துக்கள் | உயிர்மெய் எழுத்துக்களை எழுத கற்றுக் கொள்கிறார்கள் | உயிர் மெய் எழுத்துக்களை எழுத கற்றுக் கொடுத்தல் | 2 | எழுதிப் பழகுதல் | PPT, Vidoes |
| Week-4               |                        |                                                   |                                                |   |                 |             |
| 19-23                | உயிர்மெய் எழுத்துக்கள் | உயிர்மெய் எழுத்துக்களை எழுத கற்றுக் கொள்கிறார்கள் | உயிர் மெய் எழுத்துக்களை எழுத கற்றுக் கொடுத்தல் | 2 | எழுதிப் பழகுதல் | PPT, Vidoes |
| Week-5               |                        |                                                   |                                                |   |                 |             |
| 26-30                | உயிர்மெய் எழுத்துக்கள் | உயிர்மெய் எழுத்துக்களை எழுத கற்றுக் கொள்கிறார்கள் | உயிர் மெய் எழுத்துக்களை எழுத கற்றுக் கொடுத்தல் | 2 | எழுதிப் பழகுதல் | PPT, Vidoes |

|                      |                        |                                                   |                                                |   |                 |             |
|----------------------|------------------------|---------------------------------------------------|------------------------------------------------|---|-----------------|-------------|
|                      |                        |                                                   |                                                |   |                 |             |
|                      |                        |                                                   |                                                |   |                 |             |
|                      |                        |                                                   |                                                |   |                 |             |
| <b>December 2023</b> |                        |                                                   |                                                |   |                 |             |
| Week-1               |                        |                                                   |                                                |   |                 |             |
| 3-7                  | உயிர்மெய் எழுத்துக்கள் | உயிர்மெய் எழுத்துக்களை எழுத கற்றுக் கொள்கிறார்கள் | உயிர் மெய் எழுத்துக்களை எழுத கற்றுக் கொடுத்தல் | 2 | எழுதிப் பழகுதல் | PPT, Vidoes |
|                      |                        |                                                   |                                                |   |                 |             |
|                      |                        |                                                   |                                                |   |                 |             |
|                      |                        |                                                   |                                                |   |                 |             |
| Week-2               |                        |                                                   |                                                |   |                 |             |
| 10-14                | உயிர்மெய் எழுத்துக்கள் | உயிர்மெய் எழுத்துக்களை எழுத கற்றுக் கொள்கிறார்கள் | உயிர் மெய் எழுத்துக்களை எழுத கற்றுக் கொடுத்தல் | 2 | எழுதிப் பழகுதல் | PPT, Vidoes |
|                      |                        |                                                   |                                                |   |                 |             |
|                      |                        |                                                   |                                                |   |                 |             |
|                      |                        |                                                   |                                                |   |                 |             |
| Week-3               |                        |                                                   |                                                |   |                 |             |
| 17-21                | உயிர்மெய் எழுத்துக்கள் | உயிர்மெய் எழுத்துக்களை எழுத கற்றுக் கொள்கிறார்கள் | உயிர் மெய் எழுத்துக்களை எழுத கற்றுக் கொடுத்தல் | 2 | எழுதிப் பழகுதல் | PPT, Vidoes |
|                      |                        |                                                   |                                                |   |                 |             |
|                      |                        |                                                   |                                                |   |                 |             |
|                      |                        |                                                   |                                                |   |                 |             |
| Week-4               |                        |                                                   |                                                |   |                 |             |
| 24-28                | WINTER BREAK           |                                                   |                                                |   |                 |             |
|                      |                        |                                                   |                                                |   |                 |             |
|                      |                        |                                                   |                                                |   |                 |             |
|                      |                        |                                                   |                                                |   |                 |             |
| Week-5               |                        |                                                   |                                                |   |                 |             |
| 31                   | WINTER BREAK           |                                                   |                                                |   |                 |             |
|                      |                        |                                                   |                                                |   |                 |             |
|                      |                        |                                                   |                                                |   |                 |             |
| <b>January 2024</b>  |                        |                                                   |                                                |   |                 |             |
| Week-1               |                        |                                                   |                                                |   |                 |             |

|               |                        |                                                              |                                                               |   |                 |             |
|---------------|------------------------|--------------------------------------------------------------|---------------------------------------------------------------|---|-----------------|-------------|
| 1-4           | WINTER BREAK           |                                                              |                                                               |   |                 |             |
|               |                        |                                                              |                                                               |   |                 |             |
|               |                        |                                                              |                                                               |   |                 |             |
|               |                        |                                                              |                                                               |   |                 |             |
| Week-2        |                        |                                                              |                                                               |   |                 |             |
| 7-11          | உயிர்மெய் எழுத்துக்கள் | உயிர்மெய் எழுத்துக்களை எழுத கற்றுக் கொள்கிறார்கள்            | உயிர் மெய் எழுத்துக்களை எழுத கற்றுக் கொடுத்தல்                | 1 | எழுதிப் பழகுதல் | PPT, Vidoes |
|               |                        |                                                              |                                                               |   |                 |             |
|               |                        |                                                              |                                                               |   |                 |             |
|               |                        |                                                              |                                                               |   |                 |             |
| Week-3        |                        |                                                              |                                                               |   |                 |             |
| 14-18         | உயிர்மெய் எழுத்துக்கள் | உயிர்மெய் எழுத்துக்களை எழுத கற்றுக் கொள்கிறார்கள்            | உயிர் மெய் எழுத்துக்களை எழுத கற்றுக் கொடுத்தல்                | 2 | எழுதிப் பழகுதல் | PPT, Vidoes |
|               |                        |                                                              |                                                               |   |                 |             |
|               |                        |                                                              |                                                               |   |                 |             |
|               |                        |                                                              |                                                               |   |                 |             |
| Week-4        |                        |                                                              |                                                               |   |                 |             |
| 21-25         | உயிர்மெய் எழுத்துக்கள் | உயிர்மெய் எழுத்துக்களை எழுத கற்றுக் கொள்கிறார்கள்            | உயிர் மெய் எழுத்துக்களை எழுத கற்றுக் கொடுத்தல்                | 2 | எழுதிப் பழகுதல் | PPT, Vidoes |
|               |                        |                                                              |                                                               |   |                 |             |
|               |                        |                                                              |                                                               |   |                 |             |
|               |                        |                                                              |                                                               |   |                 |             |
| Week-5        |                        |                                                              |                                                               |   |                 |             |
| 28-31         | குடும்ப உறுப்பினர்கள்  | குடும்ப உறவு முறையின் முக்கியத்துவத்தை கற்றுக் கொள்கிறார்கள் | குடும்ப உறுப்பினர்களின் உறவு முறைகளை எடுத்துக்கூறி விளக்குதல் | 2 | Chart Making    | PPT, Vidoes |
|               | குட்டிக்கதை            |                                                              |                                                               |   |                 |             |
|               |                        |                                                              |                                                               |   |                 |             |
| February 2024 |                        |                                                              |                                                               |   |                 |             |
| Week-1        |                        |                                                              |                                                               |   |                 |             |





# Indian School Al Wadi Al Kabir

**Month:** \_\_\_\_\_ **Syllabus for class: CLASS I** **Subject: FRENCH - 3RD LANG**

| WEEK              | Syllabus/Topic                                                                                                                                                                                                                                                        | Learning Objectives                                                  | Teaching Strategies        | Periods Alloted | Assignments        | Teaching material prepared |
|-------------------|-----------------------------------------------------------------------------------------------------------------------------------------------------------------------------------------------------------------------------------------------------------------------|----------------------------------------------------------------------|----------------------------|-----------------|--------------------|----------------------------|
| <b>April 2023</b> |                                                                                                                                                                                                                                                                       |                                                                      |                            |                 |                    |                            |
| Week-1            | The child can introduce themselves<br>The child can ask "How are you?"<br>The child can tell where he or she lives (J'habite à Muscat)                                                                                                                                | The child can introduce t                                            | Online activities, group a | 1               | WORKSHEETS         | PPT                        |
| <b>2-6</b>        | Introduction of alphabets A and B (PPT)                                                                                                                                                                                                                               | Build conversation                                                   |                            |                 |                    |                            |
| Week-2            | The teacher introduces the topic by stating her name and encouraging each child to do the same with their peers.<br>je m'appelle shirley et toi/vous?                                                                                                                 | Build conversation                                                   | Online activities, group a | 2               | WORKSHEETS         | PPT                        |
| <b>9-13</b>       |                                                                                                                                                                                                                                                                       |                                                                      |                            |                 |                    |                            |
|                   | Follow up activity for Letters A and B<br>Match the letter to the given picture                                                                                                                                                                                       |                                                                      |                            |                 |                    |                            |
| Week-3            | Rhymes and songs<br>1. La Chanson de l'Alphabet<br>2. French Greetings Song for Children                                                                                                                                                                              |                                                                      | VIDEOS                     | 2               | WORKSHEETS         | PPT                        |
| 16-20             |                                                                                                                                                                                                                                                                       |                                                                      |                            |                 |                    |                            |
| Week-4            | <ul style="list-style-type: none"> <li>•The child is taught how to introduce themselves in two different ways. (formal &amp; informal)</li> <li>•Brainstorming session – About France and French people (Example: where do people live that speak French?)</li> </ul> |                                                                      | ROLE PLAY                  | 6               | WORKSHEETS         | PPT                        |
| <b>Week-5</b>     | RECAP                                                                                                                                                                                                                                                                 |                                                                      |                            | 2               | WORKSHEETS         | PPT                        |
| 29-30             |                                                                                                                                                                                                                                                                       |                                                                      |                            |                 |                    |                            |
| <b>May 2023</b>   |                                                                                                                                                                                                                                                                       |                                                                      |                            |                 |                    |                            |
| Week-1            | Recap greetings/Salutations                                                                                                                                                                                                                                           | The child can introduce t                                            | Online activities, group a | 1               | WORKSHEET          | PPT                        |
| <b>1-4</b>        | Recap on how to introduce themselves                                                                                                                                                                                                                                  |                                                                      |                            |                 |                    |                            |
|                   | Revision word building A and B                                                                                                                                                                                                                                        |                                                                      |                            |                 |                    |                            |
|                   | Introduction of magic words                                                                                                                                                                                                                                           | The child can tell use the magic words in his/her daily conversation |                            |                 |                    |                            |
|                   | "Rhyme: 1. La Chanson de l'Alphabet"                                                                                                                                                                                                                                  | Enhances Musical Skills, B.K Skills, and Social Skills               |                            |                 |                    |                            |
| Week-2            | Introduction of letters C, D - word building                                                                                                                                                                                                                          | Learn new vocabulary                                                 | Online activities, group a | 2               | Revision worksheet | PPT                        |
| <b>7-11</b>       | I, Me, myself, Parts of the body                                                                                                                                                                                                                                      |                                                                      |                            |                 |                    |                            |
|                   | Ma famille                                                                                                                                                                                                                                                            | Build conversation                                                   |                            |                 |                    |                            |
|                   | Rhyme : 2. Bateau sur l'eau                                                                                                                                                                                                                                           | Enhances Musical Skills, B.K Skills, and Social Skills               |                            |                 |                    |                            |

|                        |                                                                                                                                                                                               |                                                                                                                                                                                             |                            |   |                   |     |
|------------------------|-----------------------------------------------------------------------------------------------------------------------------------------------------------------------------------------------|---------------------------------------------------------------------------------------------------------------------------------------------------------------------------------------------|----------------------------|---|-------------------|-----|
|                        | Rhyme 3: Bonjour!                                                                                                                                                                             | Enhances Musical Skills, B.K Skills, and Social Skills                                                                                                                                      |                            |   |                   |     |
| Week-3<br>14-18        | Introduction of letters E, F Word building and<br>Conversation: Ma maison<br>writing of C and D Vocabulary                                                                                    | Learn new vocabulary<br>Build conversation<br>Enhances reading and writing skills                                                                                                           | Online activities, group a | 2 | C and D worksheet | PPT |
|                        | Revision A,B,C,D<br>revision of rhymes                                                                                                                                                        | Enhances Musical Skills, B.K Skills, and Social Skills                                                                                                                                      |                            |   |                   |     |
| Week-4<br>21-25        | Ma famille<br>Les Nombres 1- 10 with counting                                                                                                                                                 | Build conversation<br>Child will be able to count 1-10 in french and enhances logical skills                                                                                                | Online activities, group a | 2 | E and F worksheet | PPT |
|                        | Introduction to the letters G,H<br>revision of rhymes                                                                                                                                         | Learn new vocabulary<br>Enhances Musical Skills, B.K Skills, and Social Skills                                                                                                              |                            |   |                   |     |
|                        | Introduction to the letters G,H<br>writing of E and F - words                                                                                                                                 | Learn new vocabulary                                                                                                                                                                        |                            |   |                   |     |
| <b>Week-5</b><br>28-31 |                                                                                                                                                                                               |                                                                                                                                                                                             |                            |   |                   |     |
| <b>June 2023</b>       |                                                                                                                                                                                               |                                                                                                                                                                                             |                            |   |                   |     |
| Week-1<br>1            | Trip to France – cross-cultural awareness<br>Recap/Follow up activity for Letters<br>Revision A,B,C,D,E,F,G,H                                                                                 | cross-cultural awareness<br>Enhances reading and writing skills                                                                                                                             | Online activities, group a | 1 |                   | PPT |
|                        |                                                                                                                                                                                               | Enhances Musical Skills, B.K Skills, and Social Skills<br>Enhances reading and writing skills                                                                                               |                            |   |                   |     |
| Week-2<br>4-8          | Match the letter to the given picture<br>revision of rhymes<br>writing of G and H                                                                                                             |                                                                                                                                                                                             |                            | 2 |                   |     |
| <b>August 2023</b>     |                                                                                                                                                                                               |                                                                                                                                                                                             |                            |   |                   |     |
| Week-1<br>1-3          | Recap greetings, how to introduce themself<br>Magic words<br>Parts of the body<br>Revision of A,B,C,D,E,F,G,H<br>Revision Myself, Ma maison et Ma famille<br>Numbers 1-10,Frere Jacques rhyme | Helps them to Build conv<br>Helps them to Build conversation<br>Vocabulary building<br>Vocabulary building<br>Vocabulary building<br>Enhances Musical Skills, B.K Skills, and Social Skills | RECAP PPT                  | 1 |                   | PPT |
| Week-2<br>6-10         | Introduction of COULEURS<br>mon ecole/ Le vocabulaire de l'école                                                                                                                              | Vocabulary building<br>Vocabulary building                                                                                                                                                  | Interactive session, onlin | 2 | WORKSHEETS        | PPT |
| Week-3<br>13-17        | Days of the week                                                                                                                                                                              | Vocabulary building                                                                                                                                                                         |                            | 2 |                   | PPT |
| Week-4<br>20-24        | Introduction of letters K<br>Introduction of letter L                                                                                                                                         | Enhances reading and writing skills<br>Vocabulary building                                                                                                                                  |                            |   | worksheets        | PPT |
|                        |                                                                                                                                                                                               |                                                                                                                                                                                             |                            | 2 | PPT               | PPT |

|                               |                                   |                                  |                             |   |                 |     |
|-------------------------------|-----------------------------------|----------------------------------|-----------------------------|---|-----------------|-----|
|                               | ☑ Months of the year              | Vocabulary building              |                             |   |                 |     |
| <b>Week-5</b><br>27-31        | Les formes                        | Helps them to Build conversation | Interactive session, online | 2 | RECAP WORKSHEET | PPT |
| <b>September 2023</b>         |                                   |                                  |                             |   |                 |     |
| <b>Week-1</b><br><b>3-7</b>   | Recap                             | VOCABULARY BUILDING              | Interactive session, online | 1 | WORKSHEET       | PPT |
|                               | Introduction to M                 |                                  |                             |   |                 |     |
|                               |                                   | Helps them to Build conversation |                             |   |                 |     |
| <b>Week-2</b><br><b>10-14</b> | NOS 20-30                         |                                  |                             |   |                 |     |
|                               | Introduction to N                 | Helps them to Build conversation |                             | 2 | WORKSHEET       | PPT |
|                               | LA NOURRITURE                     | VOCABULARY BUILDING              |                             |   |                 |     |
|                               | LES BOISSONS                      | VOCABULARY BUILDING              |                             |   |                 |     |
|                               |                                   |                                  |                             |   |                 |     |
| <b>Week-3</b><br>17-21        | ACTIVITY - CHINESE WHISPERS       | Helps them to Build conversation |                             | 2 | WORKSHEET       | PPT |
|                               | INTRODUCTION FRUITS               | Vocabulary building              |                             |   |                 |     |
|                               | Introduction to O                 |                                  |                             |   |                 |     |
|                               |                                   |                                  |                             |   |                 |     |
| <b>Week-4</b><br>24-28        | INTRODUCTION VEGETABLES           | Vocabulary building              |                             | 2 | WORKSHEET       | PPT |
|                               | SIMPLE CONVERSATION               | Helps them to Build conversation |                             |   |                 |     |
|                               | Introduction to P                 |                                  |                             |   |                 |     |
|                               |                                   |                                  |                             |   |                 |     |
|                               |                                   |                                  |                             | 2 | WORKSHEET       | PPT |
| <b>Week-5</b><br>29-30        | Introduction to Q                 |                                  |                             |   |                 |     |
| <b>October 2023</b>           |                                   |                                  |                             |   |                 |     |
| <b>Week-1</b><br><b>1-5</b>   | Introduction to R                 | Vocabulary building              | Interactive session, online | 1 | WORKSHEET       | PPT |
|                               | INTRODUCTION TO ANIMALS AND BIRDS | Vocabulary building              |                             |   |                 |     |
|                               |                                   |                                  |                             |   |                 |     |
|                               |                                   |                                  |                             |   |                 |     |
| <b>Week-2</b><br><b>8-12</b>  | NUMBERS 30-40                     | Vocabulary building              | Interactive session, online | 2 | WORKSHEET       | PPT |
|                               | Introduction to S                 |                                  |                             |   |                 |     |
|                               |                                   |                                  |                             |   |                 |     |
|                               |                                   |                                  |                             |   |                 |     |
| <b>Week-3</b><br>15-19        | CONVERSATION BUILDING             | Helps them to Build conversation | Interactive session, online | 2 | WORKSHEET       | PPT |
|                               | INTRODUCTION TO ETRE VERB         | GRAMMAR DEVELOPMENT              |                             |   |                 |     |
|                               | Introduction to T                 |                                  |                             |   |                 |     |
|                               |                                   |                                  |                             |   |                 |     |

|                        |                                                               |                                  |                            |   |           |     |
|------------------------|---------------------------------------------------------------|----------------------------------|----------------------------|---|-----------|-----|
|                        |                                                               |                                  |                            |   |           |     |
| Week-4<br>22-26        | SEASONS<br>Introduction to U                                  | Vocabulary building              | Interactive session, onlin | 2 | WORKSHEET | PPT |
|                        |                                                               |                                  |                            |   |           |     |
|                        |                                                               |                                  |                            |   |           |     |
| <b>Week-5</b><br>29-31 | Introduction to V                                             | RECAP                            | Interactive session, onlin | 2 |           | PPT |
| <b>November 2023</b>   |                                                               |                                  |                            |   |           |     |
| Week-1<br>1-2          | INTRODUCTION OF W,X<br>NOS 40-50                              | Vocabulary building              | Interactive session, onlin | 1 | WORKSHEET | PPT |
|                        |                                                               |                                  |                            |   |           |     |
|                        |                                                               |                                  |                            |   |           |     |
| Week-2<br>5-9          | RECAP NOS 1-50<br>INTRODUCTION OF AVOIR VERB                  | Vocabulary building              | Interactive session, onlin | 2 | WORKSHEET | PPT |
|                        |                                                               | GRAMMAR DEVOLOPMENT              |                            |   |           |     |
|                        |                                                               |                                  |                            |   |           |     |
| Week-3<br>12-16        | MASCULINE AND FEMININE INTRODUCTION<br>FRAME SIMPLE SENTENCES | GRAMMAR DEVOLOPME                | Interactive session, onlin | 2 | WORKSHEET | PPT |
|                        |                                                               | Helps them to Build conversation |                            |   |           |     |
|                        |                                                               |                                  |                            |   |           |     |
| Week-4<br>19-23        | RECAP A-E                                                     | Vocabulary building              | Interactive session, onlin | 2 | WORKSHEET | PPT |
|                        |                                                               |                                  |                            |   |           |     |
|                        |                                                               |                                  |                            |   |           |     |
| <b>Week-5</b><br>26-30 | RECAP F-J                                                     | Vocabulary building              | Interactive session, onlin | 2 | WORKSHEET | PPT |
|                        |                                                               |                                  |                            |   |           |     |
|                        |                                                               |                                  |                            |   |           |     |
| <b>December 2023</b>   |                                                               |                                  |                            |   |           |     |
| Week-1<br>3-7          | RECAP K-O<br>INTRODUCTION Y,Z                                 | Vocabulary building              | Interactive session, onlin | 2 | WORKSHEET | PPT |
|                        |                                                               |                                  |                            |   |           |     |





# Indian School Al Wadi Al Kabir

Month:

Syllabus for class: 1

Subject: ARABIC [3RD LANG]

| April 2023            | Syllabus/Topic | Learning Objectives           | Teaching Strategies                  | Periods Alloted | Assignments  | Teaching material prepared |
|-----------------------|----------------|-------------------------------|--------------------------------------|-----------------|--------------|----------------------------|
| Week-2                | المقدمة        | يُفهم الطلاب عن المقدمة       | يقدم المدرس عن المقدمة اللغة العربية | 1               | رسم          | فيديو                      |
| Week-3                | التحيات        | يُفهم الطلاب التحيات          | يقدم المدرس عن التحيات               | 2               | يُدرّب التكم | بي بي تي                   |
| Week-4                | الدعاء         | يُغني الطلاب النشيدة          | يُغني المدرس النشيدة مع الطلاب       | 2               | الحوار       | سبورة                      |
| Week-5                | أ أ            | يُفهم الطلاب الحروف الهجائية  | يُعلم المدرس الحروف الهجائية         | 2               | رسم          | فلاش كارد                  |
| <b>May 2023</b>       |                |                               |                                      |                 |              |                            |
| Week-1                | أ أ            | يُدرس الطلاب الحروف الهجائية  | يُعلم المدرس الحروف الهجائية         | 2               | يُدرّب التكم | فيديو                      |
| Week-2                | ب ب            | يُفهم الطلاب الحروف الهجائية  | يُعلم المدرس الحروف الهجائية         | 2               | الحوار       | بي بي تي                   |
| Week-3                | ب ب            | يُدرس الطلاب الحروف الهجائية  | يُعلم المدرس الحروف الهجائية         | 2               | رسم          | سبورة                      |
| Week-4                | ت ت            | يُفهم الطلاب الحروف الهجائية  | يُعلم المدرس الحروف الهجائية         | 2               | التكم        | فلاش كارد                  |
| Week-5                | ت ت            | يُناقش الطلاب الحروف الهجائية | يُعلم المدرس الحروف الهجائية         | 2               | رسم          | سبورة                      |
| <b>June 2023</b>      |                |                               |                                      |                 |              |                            |
| Week-1                | المراجعة       | يُناقش الطلاب الحروف الهجائية | يُعلم المدرس الحروف الهجائية         | 2               | التكم        | فيديو                      |
| Week-2                | المراجعة       | يُدرس الطلاب الحروف الهجائية  | يُعلم المدرس الحروف الهجائية         | 2               | التكم        | فيديو                      |
| <b>August 2023</b>    |                |                               |                                      |                 |              |                            |
| Week-1                | ث ث            | يُدرس الطلاب الحروف الهجائية  | يُعلم المدرس الحروف الهجائية         | 1               | التكم        | فيديو                      |
| Week-2                | ث ث            | يُفهم الطلاب الحروف الهجائية  | يُعلم المدرس الكتابة                 | 2               | التكم        | فيديو                      |
| Week-3                | ج ج ج ج        | يُدرس الطلاب الحروف الهجائية  | يُعلم المدرس الحروف الهجائية         | 2               | التكم        | سبورة                      |
| Week-4                | ج ج ج ج        | يُفهم الطلاب الحروف الهجائية  | يُعلم المدرس الحروف الهجائية         | 2               | التكم        | سبورة                      |
| Week-5                | ح ح ح ح        | يُناقش الطلاب الحروف الهجائية | يُعلم المدرس الحروف الهجائية         | 2               | رسم          | سبورة                      |
| <b>September 2023</b> |                |                               |                                      |                 |              |                            |
| Week-1                | ح ح ح ح        | يُدرس الطلاب الحروف الهجائية  | يُعلم المدرس الحروف الهجائية         | 1               | التكم        | فيديو                      |
| Week-2                | د د د د        | يُفهم الطلاب الحروف الهجائية  | يُعلم المدرس الحروف الهجائية         | 2               | التكم        | فيديو                      |
| Week-3                | د د د د        | يُدرس الطلاب الحروف الهجائية  | يُعلم المدرس الحروف الهجائية         | 2               | التكم        | سبورة                      |
| Week-4                | المراجعة       | يُراجع الطلاب الحروف الهجائية | يُعلم المدرس الحروف الهجائية         | 2               | التكم        | سبورة                      |
| <b>October 2023</b>   |                |                               |                                      |                 |              |                            |
| Week-1                | ز ز ز ز        | يُدرس الطلاب الحروف الهجائية  | يُعلم المدرس الحروف الهجائية         | 1               | التكم        | فيديو                      |
| Week-2                | ز ز ز ز        | يُفهم الطلاب الحروف الهجائية  | يُعلم المدرس الكتابة                 | 2               | التكم        | فيديو                      |

|                      |               |                              |                                  |   |        |       |
|----------------------|---------------|------------------------------|----------------------------------|---|--------|-------|
| Week-3               | سَ سِ سُو سُو | يدرس الطلاب الحروف الهجائية  | يَعْلَمُ المدرّس الحروف الهجائية | 2 | التكلم | سبورة |
| Week-4               | شَ شِ شُو شُو | يفهم الطلاب الحروف الهجائية  | يَعْلَمُ المدرّس الحروف الهجائية | 2 | التكلم | سبورة |
| Week-5               | صَ صِ صُو صُو | يناقش الطلاب الحروف الهجائية | يَعْلَمُ المدرّس الحروف الهجائية | 2 | رسم    | سبورة |
| <b>November 2023</b> |               |                              |                                  |   |        |       |
| Week-1               | ضَ ضِ ضُو ضُو | يدرس الطلاب الحروف الهجائية  | يَعْلَمُ المدرّس الحروف الهجائية | 1 | التكلم | فيديو |
| Week-2               | ضَ ضِ ضُو ضُو | يفهم الطلاب الحروف الهجائية  | يَعْلَمُ المدرّس الكتابة         | 2 | التكلم | فيديو |
| Week-3               | طَ طِ طُو طُو | يدرس الطلاب الحروف الهجائية  | يَعْلَمُ المدرّس الحروف الهجائية | 2 | التكلم | سبورة |
| Week-4               | ظَ ظِ ظُو ظُو | يفهم الطلاب الحروف الهجائية  | يَعْلَمُ المدرّس الحروف الهجائية | 2 | التكلم | سبورة |
| <b>December 2023</b> |               |                              |                                  |   |        |       |
| Week-1               | عَ عِ عُو عُو | يدرس الطلاب الحروف الهجائية  | يَعْلَمُ المدرّس الحروف الهجائية | 1 | التكلم | فيديو |
| Week-2               | عَ عِ عُو عُو | يفهم الطلاب الحروف الهجائية  | يَعْلَمُ المدرّس الكتابة         | 2 | التكلم | فيديو |
| Week-3               | المراجعة      | يراجع الطلاب الحروف الهجائية | يَعْلَمُ المدرّس الحروف الهجائية | 2 | التكلم | فيديو |
| <b>January 2023</b>  |               |                              |                                  |   |        |       |
| Week-1               |               |                              |                                  |   |        |       |
| Week-2               | فَ فِ فُو فُو | يدرس الطلاب الحروف الهجائية  | يَعْلَمُ المدرّس الحروف الهجائية | 2 | التكلم | فيديو |
| Week-3               | قَ قِ قُو قُو | يفهم الطلاب الحروف الهجائية  | يَعْلَمُ المدرّس الكتابة         | 2 | التكلم | سبورة |
| Week-4               | كَ كِ كُو كُو | يدرس الطلاب الحروف الهجائية  | يَعْلَمُ المدرّس الحروف الهجائية | 2 | التكلم | سبورة |
| Week-5               | لَ لِ لُو لُو | يفهم الطلاب الحروف الهجائية  | يَعْلَمُ المدرّس القراءة         | 2 | التكلم | سبورة |
| <b>February 2023</b> |               |                              |                                  |   |        |       |
| Week-1               | مَ مِ مُو مُو | يدرس الطلاب الحروف الهجائية  | يَعْلَمُ المدرّس الحروف الهجائية | 1 | التكلم | فيديو |
| Week-2               | نَ نِ نُو نُو | يفهم الطلاب الحروف الهجائية  | يَعْلَمُ المدرّس الكتابة         | 2 | التكلم | فيديو |
| Week-3               | هَ هِ هُو هُو | يدرس الطلاب الحروف الهجائية  | يَعْلَمُ المدرّس الحروف الهجائية | 2 | التكلم | سبورة |
| Week-4               | وَ وِ وُو وُو | يفهم الطلاب الحروف الهجائية  | يَعْلَمُ المدرّس القراءة         | 2 | التكلم | سبورة |



# Indian School Al Wadi Al Kabir

| Indian School Al Wadi Al Kabir |                                     |                                                                                      |                                                                            |                              |                                     |                            |
|--------------------------------|-------------------------------------|--------------------------------------------------------------------------------------|----------------------------------------------------------------------------|------------------------------|-------------------------------------|----------------------------|
| Month:                         | Syllabus for class: 1               |                                                                                      |                                                                            | Subject: Sanskrit [3rd lang] |                                     |                            |
| WEEK                           | Syllabus/Topic                      | Learning Objectives                                                                  | Teaching Strategies                                                        | Periods Alloted              | Assignments                         | Teaching material prepared |
| April 2023                     |                                     |                                                                                      |                                                                            |                              |                                     |                            |
| Week-2<br>2-6                  | संस्कृतभाषायाः परिचयः               | संस्कृतभाषायाः ज्ञानं प्राप्यते । संस्कृतं प्रति अनुरागोत्पादनं जनयति ।              | कक्षायां संस्कृतभाषायाः माहात्म्यं वर्णयति ।                               | 1                            | पठन कौशलयोः अभ्यासः ।               | दृश्य-श्रव्य               |
| Week-3<br>9-13                 | अभिवादन                             | संस्कृतभाषायां सामान्य प्रयुक्तानां अभिवादनानां ज्ञानम् ।                            | कक्षायां अभिवादनस्य अभ्यासः ।                                              | 2                            | अभिवादनस्य अभ्यासः ।                | दृश्य-श्रव्य               |
| Week-4<br>16-20                | गीतम् (वर्णमाला-गीतम्)              | संस्कृतभाषायां प्रयुक्तानां बालगीतानां ज्ञानं, भाषां प्रति अनुरागोत्पादनं च वर्धते । | कक्षायां गीतस्य (शुद्धोच्चारणेन) गायनम् । छात्राणां गायनार्थं प्रेरणा ।    | 2                            | पुनः गीतम् गायित्वा अभ्यासं कुरुत । | दृश्य-श्रव्य               |
| Week-5<br>23-27                | संस्कृत-वर्णमाला -अ,आ               | संस्कृत स्वराणां विषये ज्ञानम् ।                                                     | श्वेतफलकस्य साहाय्येन अक्षराणां परिचयः ।                                   | 2                            | लेखनम् चित्राङ्कनं च ।              | प्रस्तुति                  |
| May 2023                       |                                     |                                                                                      |                                                                            |                              |                                     |                            |
| Week-1<br>1-4                  | संस्कृत-वर्णमाला - इ,ई              | छात्राः वर्णमालायाः अध्ययनं कुर्वन्ति ।                                              | अक्षराणां फ्लैशकार्ड उपयुज्य अक्षराणां परिचयः ।                            | 2                            | वाचनकौशलस्य अभ्यासः                 | फ्लैशकार्ड                 |
| Week-2<br>7-11                 | संस्कृत-वर्णमाला - उ,ऊ              | छात्राणां स्मृतिः वर्धते ।                                                           | कक्षायां (वर्णानाम्) उच्चारणस्य अभ्यासः ।                                  | 2                            | गीतानां अभ्यासः                     | प्रस्तुति, दृश्य-श्रव्य    |
| Week-3<br>14-18                | संस्कृत-वर्णमाला - ऋ,ॠ              | छात्राः वर्णमालाम् अवगच्छन्ति ।                                                      | श्वेतफलकस्य साहाय्येन अक्षराणां परिचयः ।                                   | 2                            | लेखनम् चित्राङ्कनं च ।              | प्रस्तुति                  |
| Week-4<br>21-25                | संस्कृत-वर्णमाला - ए,ऐ              | छात्राः वर्णमालायाः अध्ययनं कुर्वन्ति ।                                              | अक्षराणां फ्लैशकार्ड उपयुज्य अक्षराणां परिचयः ।                            | 2                            | अभिवादनस्य अभ्यासः ।                | फ्लैशकार्ड                 |
| Week-5<br>28-31                | कथा                                 | संस्कृत -साहित्ये विद्यमानां पञ्चतन्त्रकथायाः ज्ञानम् ।                              | अध्यापिका सङ्गणकयन्त्रस्य साहाय्येन कथां कक्षायां समक्षं प्रस्तुतं करोति । | 2                            | कथायाः नैतिकता वदतु ।               | दृश्य-श्रव्य               |
| June 2023                      |                                     |                                                                                      |                                                                            |                              |                                     |                            |
| Week-2<br>4-8                  | संस्कृत-वर्णमाला पुनरावृत्ति = अ -ऐ | छात्राणां स्मृतिः वर्धते ।                                                           | वर्णानाम् उच्चारणस्य अभ्यासः ।                                             | 2                            | पठन कौशलस्य अभ्यासः ।               | प्रस्तुति, दृश्य-श्रव्य    |

|                 |                           |                                                                                      |                                                                         |   |                                     |                         |
|-----------------|---------------------------|--------------------------------------------------------------------------------------|-------------------------------------------------------------------------|---|-------------------------------------|-------------------------|
| Week-3          | Summer Vacation           |                                                                                      |                                                                         |   |                                     |                         |
| Week-4          | Summer Vacation           |                                                                                      |                                                                         |   |                                     |                         |
| Week-5          | Summer Vacation           |                                                                                      |                                                                         |   |                                     |                         |
| August 2023     |                           |                                                                                      |                                                                         |   |                                     |                         |
| Week-1<br>1-3   | संस्कृत-वर्णमाला - ओ ,औ   | अग्रेमस्वरस्य परिचयज्ञानम् ।                                                         | वर्णानां पुनरावृत्ति ।                                                  | 1 | पठन कौशलस्य अभ्यासः ।               | प्रस्तुति, दृश्य-श्रव्य |
| Week-2<br>6-10  | संस्कृत-वर्णमाला - अं ,अः | अनुस्वार-विसर्गानां प्रतिज्ञानम् ।                                                   | संस्कृतभाषायां प्रयुक्तानां अनुस्वार-विसर्गस्य विषये ज्ञानं ददाति ।     | 2 | लेखनम् चित्राङ्कनम् च ।             | प्रस्तुति               |
| Week-3<br>13-17 | संस्कृत-वर्णमाला -क,ख     | छात्राः वर्णमालायाः अध्ययनं कुर्वन्ति ।                                              | श्वेतफलकस्य साहाय्येन कक्षायां अक्षराणां परिचयः ।                       | 2 | चित्रलेखन                           | फलैशकार्ड               |
| Week-4<br>20-24 | संस्कृत-वर्णमाला -ग,घ     | छात्राणां शुद्धोच्चारणस्य विषये शुद्धिः वर्धयति ।                                    | वर्णानाम् उच्चारणस्य अभ्यासः ।                                          | 2 | वचनकौशलस्य अभ्यासः ।                | दृश्य-श्रव्य            |
| Week-5<br>27-31 | अभिवादन                   | संस्कृतभाषायां सामान्य प्रयुक्तानां अभिवादनानां ज्ञानम् ।                            | कक्षायां अभिवादनस्य अभ्यासः ।                                           | 2 | अभिवादनस्य अभ्यासः ।                | दृश्य-श्रव्य            |
| September 2023  |                           |                                                                                      |                                                                         |   |                                     |                         |
| Week-2<br>3-7   | संस्कृत-वर्णमाला - ङ ,च   | अक्षराणां परिचयज्ञानम् ।                                                             | अक्षराणां फलैशकार्ड उपयुज्य अक्षराणां परिचयः ।                          | 2 | वाचनकौशलस्य अभ्यासः ।               | फलैशकार्ड               |
| Week-3<br>10-14 | संस्कृत-वर्णमाला - छ ,ज   | छात्राणां लेखनकौशलस्य विकासः ।                                                       | अक्षराणां फलैशकार्ड उपयुज्य अक्षराणां परिचयः ।                          | 2 | चित्रलेखन                           | प्रस्तुति, दृश्य-श्रव्य |
| Week-4<br>17-21 | पुनरावृत्ति (अ -अः,क -ज)  | स्मरणात्मक शक्तेः विकासः ।                                                           | पुनरावृत्ति (सङ्गणकयन्त्रस्य साहाय्येन )                                | 2 | लेखनम् चित्राङ्कनं च ।              | प्रस्तुति               |
| Week-5<br>24-28 | गीतम्                     | संस्कृतभाषायां प्रयुक्तानां बालगीतानां ज्ञानं ,भाषां प्रति अनुरागोत्पादनं च वर्धते । | कक्षायां गीतस्य (शुद्धोच्चारणेन) गायनम् । छात्राणां गायनार्थं प्रेरणा । | 2 | पुनः गीतम् गायित्वा अभ्यासं कुरुत । | फलैशकार्ड               |
| October 2023    |                           |                                                                                      |                                                                         |   |                                     |                         |

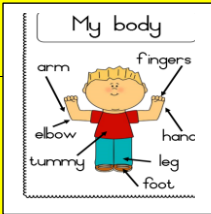
|                      |                        |                                                                     |                                                                                     |   |                          |              |
|----------------------|------------------------|---------------------------------------------------------------------|-------------------------------------------------------------------------------------|---|--------------------------|--------------|
| Week-1<br>1-5        | संस्कृत-वर्णमाला -झ ,ञ | अक्षराणां परिचयज्ञानम्<br> वाचन-लेखनक्षमता                          | कक्षायां उच्चारणस्य<br>अभ्यासः  मौखिकरूपेण<br>शब्दानां परिचयः                       | 2 | चित्रलेखन                | प्रस्तुति    |
| Week-2<br>8-12       | संस्कृत-वर्णमाला -ट ,ठ | अक्षराणां परिचयज्ञानम्<br> वाचन -लेखन क्षमता                        | श्वेतफलकस्य साहाय्येन<br>अक्षराणां परिचयः<br> मौखिकरूपेण शब्दानां<br>परिचयः         | 2 | पठन कौशलयोः अभ्यासः      | प्रलेशकार्ड  |
| Week-3<br>15-19      | संस्कृत-वर्णमाला -ड ,ढ | स्मरणात्मक शक्तेः विकासः                                            | अक्षराणां प्रलेशकार्ड<br>उपयुज्य अक्षराणां<br>परिचयः  मौखिकरूपेण<br>शब्दानां परिचयः | 2 | चार्ट निर्माणम्          | दृश्य-श्रव्य |
| Week-4<br>22-26      | संस्कृत-वर्णमाला -ण ,त | उच्चारणक्षमता                                                       | वर्णानाम् उच्चारणस्य<br>अभ्यासः  मौखिकरूपेण<br>शब्दानां परिचयः                      | 2 | चित्रलेखन                | प्रस्तुति    |
| Week-5<br>29-31      | कथा                    | संस्कृत कथानां माध्यमेन<br>संस्कृतं प्रति अनुरागोत्पादनं<br>वर्धयति | अध्यापिका चित्रस्य<br>साहाय्येन कथा कक्षायां<br>समक्षं प्रस्तुतं करणीयम्            | 2 | चित्रलेखन                | प्रलेशकार्ड  |
| <b>November 2023</b> |                        |                                                                     |                                                                                     |   |                          |              |
| Week-1<br>1-2        | संस्कृत-वर्णमाला -थ ,द | अक्षराणां परिचयज्ञानम्                                              | श्वेतफलकस्य साहाय्येन<br>अक्षराणां परिचयः<br> मौखिकरूपेण शब्दानां<br>परिचयः         | 1 | वाचन कौशलस्य अभ्यासः<br> | प्रस्तुति    |
| Week-2<br>5-9        | संस्कृत-वर्णमाला -ध ,न | आत्मविश्वासः वर्धते                                                 | लेखनस्य अभ्यासः                                                                     | 2 | वाचनकौशलस्य अभ्यासः      | प्रलेशकार्ड  |
| Week-3<br>12-16      | संस्कृत-वर्णमाला -प ,फ | अन्तःस्थ व्यंजनानां परिचयः                                          | श्वेतफलकस्य साहाय्येन<br>अक्षराणां परिचयः<br> मौखिकरूपेण शब्दानां<br>परिचयः         | 2 | लेखनम् चित्राङ्कनं च     | प्रलेशकार्ड  |
| Week-4<br>19-23      | संस्कृत-वर्णमाला -ब ,भ | अन्तःस्थ व्यंजनानां<br>उच्चारणक्षमता वर्धते                         | वर्णानाम् उच्चारणस्य<br>अभ्यासः                                                     | 2 | चार्ट निर्माणम्          | प्रस्तुति    |

|                 |                                  |                                                                                      |                                                                              |   |                                     |                        |
|-----------------|----------------------------------|--------------------------------------------------------------------------------------|------------------------------------------------------------------------------|---|-------------------------------------|------------------------|
| Week-5<br>26-30 | गीतम्                            | संस्कृतभाषायां प्रयुक्तानां बालगीतानां ज्ञानं ,भाषां प्रति अनुरागोत्पादनं च वर्धते । | कक्षायां गीतस्य (शुद्धोच्चारणेन) गायनम् । छात्राणां गायनार्थं प्रेरणा ।      | 2 | पुनः गीतम् गायित्वा अभ्यासं कुरुत । | दृश्य-श्रव्य           |
| December 2023   |                                  |                                                                                      |                                                                              |   |                                     |                        |
| Week-2<br>3-7   | पुनरावृत्ति (क -भ)               | छात्राणां स्मृतिः वर्धते ।                                                           | वर्णानाम् उच्चारणस्य अभ्यासः ।                                               | 2 | पठन कौशलस्य अभ्यासः ।               | प्रस्तुति,दृश्य-श्रव्य |
| Week-3<br>10-14 | कथा                              | संस्कृतं प्रति अनुरागोत्पादनं वर्धयति ।                                              | अध्यापिका सङ्गणकय-न्त्रस्य साहाय्येन कथा कक्षायां समक्षं प्रस्तुतं करणीयम् । | 2 | चित्रलेखन                           | दृश्य-श्रव्य           |
| Week-4          | Winter break                     |                                                                                      |                                                                              |   |                                     |                        |
| Week-5          | Winter break                     |                                                                                      |                                                                              |   |                                     |                        |
| January 2024    |                                  |                                                                                      |                                                                              |   |                                     |                        |
| Week-2<br>7-11  | संस्कृत-वर्णमाला -म ,य           | अन्तःस्थ व्यंजनानां पुनरावृत्ति ,ऊष्म व्यंजनानां परिचयः ।                            | लेखनस्य अभ्यासः                                                              | 2 | चार्ट निर्माणम्                     | फलैशकार्ड              |
| Week-3<br>14-18 | संस्कृत-वर्णमाला -र ,ल           | उच्चारणक्षमता ।                                                                      | वर्णानाम् उच्चारणस्य अभ्यासः ।                                               | 2 | चित्रलेखन                           | दृश्य-श्रव्य           |
| Week-4<br>21-25 | संस्कृत-वर्णमाला -व ,श           | छात्राणां स्मृतिः वर्धते ।                                                           | लेखनस्य अभ्यासः                                                              |   | वाचनकौशलस्य अभ्यासः ।               | दृश्य-श्रव्य           |
| Week-5<br>28-31 | संख्याज्ञानम्                    | संस्कृतभाषायां संख्यां महत्वं ज्ञायन्ते ।                                            | अध्यापिका चित्रसाहाय्येन छात्रान् संख्याविषये व्याख्यायते ।                  | 2 | लेखनम् चित्राङ्कनं च ।              | फलैशकार्ड , प्रस्तुति  |
| February 2024   |                                  |                                                                                      |                                                                              |   |                                     |                        |
| Week-2<br>4-8   | संस्कृत-वर्णमाला -ष ,स           | अक्षराणां परिचयज्ञानम् ।                                                             | लेखनस्य अभ्यासः                                                              | 2 | सम्भाषण                             | लघु-कथा                |
| Week-3<br>11-15 | संस्कृत-वर्णमाला -ह ,पुनरावृत्ति | शुद्धोच्चारणविषये योग्यता उत्पादनम् ।                                                | वर्णानाम् उच्चारणस्य अभ्यासः ।                                               | 2 | चित्रलेखन                           | दृश्य-श्रव्य           |
| Week-4<br>18-22 | पुनरावृत्ति                      | पुनरावृत्ति                                                                          |                                                                              |   |                                     |                        |
| Week-5<br>25-29 | पुनरावृत्ति                      | पुनरावृत्ति                                                                          |                                                                              |   |                                     |                        |





**INDIAN SCHOOL AL WADI AL KABIR  
PERIODIC SYLLABUS PLAN (2023-2024)  
CLASS- I EVS**



| MONTH -<br>APRIL           | 1                                          | 2                                                     | 3                                                                                                                   | 4                                                            |
|----------------------------|--------------------------------------------|-------------------------------------------------------|---------------------------------------------------------------------------------------------------------------------|--------------------------------------------------------------|
| No. of periods<br>per week | 5th April -6 th April                      | 9th April - 13th April                                | 16thApril– 20thApril                                                                                                | 23rd April - 27th April                                      |
| 1                          |                                            | <b>EASTER HOLIDAY</b>                                 | <b>EVS Textbook page – 5</b>                                                                                        | <b>EARTH DAY Celebration- Activity</b><br><b>EID HOLIDAY</b> |
| 2                          |                                            | <b>Lesson - 1 Me and My<br/>Body (Introduction)</b>   | <br><b>Textbook<br/>Page - 6</b> | <b>EID HOLIDAY</b>                                           |
| 3                          |                                            | <b>Activity as per the<br/>lesson plan</b>            | <b>EVS Textbook<br/>Pages – 7</b>                                                                                   | <b>EID HOLIDAY</b>                                           |
| 4                          |                                            | <b>YouTube Video<br/>EVS Textbook Pages –<br/>1,2</b> | <b>EVS Textbook<br/>Pages – 8<br/>(Project)</b>                                                                     | <b>EID HOLIDAY</b>                                           |
| 5                          | <b>Student Orientation</b>                 | <b>EVS Textbook Page - 3</b>                          | <b>Worksheet – 1</b>                                                                                                | <b>EID HOLIDAY</b>                                           |
| 6                          | <b>Organizing and<br/>Collecting books</b> | <b>EVS Textbook Page - 4</b>                          | <b>Worksheet – 2</b>                                                                                                | <b>EID HOLIDAY</b>                                           |
| <b>G.K Pages</b>           |                                            | <b>10</b>                                             | <b>8 and 9</b>                                                                                                      |                                                              |




**Note: This syllabus is subject to changes based on the reviews done throughout the year.**

| MONTH - MAY             | 1                                                                                                              | 2                     | 3                               | 4                                                                                                                                  |
|-------------------------|----------------------------------------------------------------------------------------------------------------|-----------------------|---------------------------------|------------------------------------------------------------------------------------------------------------------------------------|
| No. of periods per week | 30th April - 4th May                                                                                           | 7th May - 11th May    | 14th May - 18th May             | 21st May- 25th May                                                                                                                 |
| 1                       | Recapitulation Worksheet                                                                                       | EVS Textbook Page -9  | EVS Textbook Pages - 14 and 15  | <b>*PRE-MID TERM</b><br>Lesson -3<br>Food We Eat Introduction<br>EVS Textbook Page -16                                             |
| 2                       | Reading of pages-2, 3, 4                                                                                       | EVS Textbook Page -10 | Worksheet-2                     | <b>*PRE-MID TERM</b><br>YouTube Video/PPT<br>EVS Textbook Page-17                                                                  |
| 3                       | Reading of pages- 5, 6                                                                                         | EVS Textbook Page -11 | Recapitulation Worksheet        |  <b>*PRE-MID TERM</b><br>EVS Textbook Page – 18 |
| 4                       | Lesson-2 My Family and My Neighbours (Introduction)                                                            | EVS Textbook Page-12  | Reading of pages- 9, 10, 11     | <b>*PRE-MID TERM</b><br>EVS Textbook Pages – 19                                                                                    |
| 5                       | Activity as per the plan<br> | EVS Textbook Page-13  | Reading of pages- 12, 13        | <b>*PRE-MID TERM</b><br>Worksheet-1                                                                                                |
| 6                       | YouTube Video and PPT                                                                                          | Worksheet-1           | REVISION WORSHEET (PRE-MIDTERM) | <b>*PRE-MID TERM</b><br>EVS Textbook Pages - 20 and 21                                                                             |
| G.K Pages               | 56 and 57                                                                                                      | 52                    | 38                              | 11                                                                                                                                 |

**\*Note: This syllabus is subject to changes based on the reviews done throughout the year.**

| <b>MONTH<br/>MAY- JUNE</b>                                                                      | <b>1</b>                                                               | <b>2</b>                                               | <b>3</b>                     | <b>4</b>                    |
|-------------------------------------------------------------------------------------------------|------------------------------------------------------------------------|--------------------------------------------------------|------------------------------|-----------------------------|
| <b>No. of periods per week</b>                                                                  | <b>28th May -1st June</b>                                              | <b>4th June - 5th June</b>                             | <b>11th June - 15th June</b> | <b>18th June- 22nd June</b> |
| <b>1</b>                                                                                        | <b>Worksheet-2</b>                                                     | <b>Lesson-9 Keeping Safe<br/>SEA ACTIVITY TERM – I</b> | <b>SUMMER VACATION</b>       | <b>SUMMER VACATION</b>      |
| <b>2</b>                                                                                        | <b>Recapitulation Worksheet</b>                                        | <b>Remedial Work - Oral<br/>(PRE-MID TERM)</b>         | <b>SUMMER VACATION</b>       | <b>SUMMER VACATION</b>      |
| <b>3</b>                                                                                        | <b>EVS Textbook Pages -22, 23</b>                                      | <b>SUMMER VACATION<br/>BEGINS</b>                      | <b>SUMMER VACATION</b>       | <b>SUMMER VACATION</b>      |
| <b>4</b>                                                                                        | <b>Reading of pages-16, 17, 18</b>                                     | <b>SUMMER VACATION</b>                                 | <b>SUMMER VACATION</b>       | <b>SUMMER VACATION</b>      |
| <b>5</b>                                                                                        | <b>Reading of pages-19, 20, 21</b>                                     | <b>SUMMER VACATION</b>                                 | <b>SUMMER VACATION</b>       | <b>SUMMER VACATION</b>      |
| <b>6</b><br> | <b>Lesson-9 Keeping Safe<br/>SEA ACTIVITY TERM – I<br/>Youtube/PPT</b> | <b>SUMMER VACATION</b>                                 | <b>SUMMER VACATION</b>       | <b>SUMMER VACATION</b>      |
| <b>G.K Pages</b>                                                                                | <b>42, 43</b>                                                          |                                                        |                              |                             |

**\*Note: This syllabus is subject to changes based on the reviews done throughout the year.**



| MONTH – AUGUST                                                                           | 1                                           | 2                                                                                              | 3                                                                                                  | 4                                           |
|------------------------------------------------------------------------------------------|---------------------------------------------|------------------------------------------------------------------------------------------------|----------------------------------------------------------------------------------------------------|---------------------------------------------|
| No. of periods per week                                                                  | 2 <sup>nd</sup> Aug-3 <sup>rd</sup> Aug     | 6 <sup>th</sup> Aug - 10 <sup>th</sup> Aug                                                     | 13 <sup>th</sup> Aug – 17 <sup>th</sup> Aug                                                        | 20 <sup>th</sup> Aug - 24 <sup>th</sup> Aug |
| 1                                                                                        | <b>SUMMER VACATION</b>                      | Lesson- 6 Clothes People Wear- Activity as per the lesson plan<br>EVS Textbook Page - 38       | Reading of pages – 38, 39                                                                          | EVS Textbook Pages - 25                     |
| 2                                                                                        | <b>SUMMER VACATION</b>                      | YouTube Video/PPT<br>EVS Textbook Page – 39, 40                                                | <b>SPECIAL ASSEMBLY INDEPENDENCE DAY</b><br>Reading of pages – 40, 41                              | EVS Textbook page – 26                      |
| 3                                                                                        | <b>SUMMER VACATION</b>                      | EVS Textbook Pages – 41, 42                                                                    | <b>INDEPENDENCE DAY HOLIDAY</b>                                                                    | EVS Textbook page – 27, 28                  |
| 4                                                                                        | <b>SUMMER VACATION ENDS</b>                 |  Worksheet-1 | Lesson - 4 Water Activity as per the plan                                                          | EVS Textbook page – 29, 30                  |
| 5                                                                                        | Lesson-5 MY HOME (Reading Only)             | Worksheet-2                                                                                    |  PPT / Youtube | EVS Textbook page – 31                      |
| 6<br> | Lesson-5 MY HOME (Reading Only) (Continued) | Recapitulation Worksheet                                                                       | EVS Textbook Page - 24                                                                             | Worksheet-1                                 |
| G.K Pages-                                                                               | 66 and 67                                   | 48 and 49                                                                                      | 20 and 22                                                                                          | 25 and 26                                   |

\*Note: This syllabus is subject to changes based on the reviews done throughout the year.



| MONTH AUGUST-<br>SEPTEMBER | 1                                                                                                               | 2                                                                                                                 | 3                                           | 4                                           |
|----------------------------|-----------------------------------------------------------------------------------------------------------------|-------------------------------------------------------------------------------------------------------------------|---------------------------------------------|---------------------------------------------|
| No. of periods per<br>week | 27 <sup>th</sup> Aug- 31 <sup>st</sup> Aug                                                                      | 3 <sup>rd</sup> Sep- 7 <sup>th</sup> Sept                                                                         | 10 <sup>th</sup> Sep- 14 <sup>th</sup> Sept | 17 <sup>th</sup> Sep- 21 <sup>st</sup> Sept |
| 1                          | Worksheet-2                                                                                                     | EVS Textbook Pages – 49, 50                                                                                       | WORKSHEET -1                                | MID TERM EXAM                               |
| 2                          | Recapitulation<br>Worksheet                                                                                     | EVS Textbook Page – 51<br>YouTube Video\PPT                                                                       | Worksheet-2                                 | MID TERM EXAM                               |
| 3                          | Reading of pages – 24,<br>25 26                                                                                 | <b>TEACHER'S DAY</b><br>EVS Textbook Page- 52                                                                     | REVISION WORKSHEET<br>MID TERM EXAM         | MID TERM EXAM                               |
| 4                          | Reading of pages – 27,<br>28, 29                                                                                | EVS Textbook Pages- 53                                                                                            | Recapitulation Worksheet                    | MID TERM EXAM                               |
| 5                          | <b>SPECIAL ASSEMBLY<br/>ONAM</b><br>Lesson-8 KEEPING<br>CLEAN AND HEALTHY<br>Activity as per<br>the lesson plan | EVS Textbook Pages- 54, 55<br> | Reading of pages – 49, 50                   | MID TERM EXAM                               |
| 6                          | <b>ONAM HOLIDAY</b>                                                                                             | <b>JANAMASHTAMI<br/>HOLIDAY</b>                                                                                   | Reading of pages – 51, 52                   | MID TERM EXAM                               |
| <b>G.K Pages</b>           | 15, 68                                                                                                          | 58 and 59                                                                                                         | Quiz-1 (18, 19)                             |                                             |

\*Note: This syllabus is subject to changes based on the reviews done throughout the year

| MONTH<br>SEPTEMBER<br>OCTOBER | 1                                                                         | 2                                                                    | 3                                                                                                          | 4                                                                                                                    |
|-------------------------------|---------------------------------------------------------------------------|----------------------------------------------------------------------|------------------------------------------------------------------------------------------------------------|----------------------------------------------------------------------------------------------------------------------|
| No. of periods<br>per week    | 24 <sup>th</sup> Sept- 28 <sup>th</sup> Sept                              | 1 <sup>st</sup> Oct- 5 <sup>th</sup> Oct                             | 8 <sup>th</sup> Oct- 12 <sup>th</sup> Oct                                                                  | 15 <sup>th</sup> Oct- 19 <sup>th</sup> Oct                                                                           |
| 1                             | <b>MID TERM EXAM</b>                                                      | <b>SPECIAL ASSEMBLY<br/>GANDHI JAYANTHI<br/>EVS Textbook Page-44</b> | <b>Worksheet -1</b><br> | <b>WORLD<br/>STUDENTS' DAY<br/>SPECIAL ASSEMBLY<br/>PPT / Youtube Video<br/>EVS textbook page - 62</b>               |
| 2                             | <b>MID TERM EXAM</b>                                                      | Remedial Work - Oral<br>(MID TERM)                                   | <b>Worksheet -2</b>                                                                                        | <b>EVS textbook page - 63</b>                                                                                        |
| 3                             | <b>MID TERM EXAM</b>                                                      | Remedial Work - Oral<br>(MID TERM)                                   | <b>Recapitulation Worksheet</b>                                                                            | <b>EVS textbook page – 64</b><br> |
| 4                             | <b>Lesson-7 WE NEED AIR<br/>Introduction<br/>Activity as per the plan</b> | <b>EVS Textbook Pages-<br/>45, 46</b>                                | <b>Reading of pages -43, 44, 45</b>                                                                        | <b>WORKSHEET – 1</b>                                                                                                 |
| 5                             | <b>PPT/ Youtube Video<br/>EVS Textbook Page-43</b>                        | <b>EVS Textbook Pages-<br/>47, 48</b>                                | <b>Reading of pages- 46, 47</b>                                                                            | <b>EVS textbook page– 65</b>                                                                                         |
| 6                             | <b>PROPHET'S BIRTHDAY</b>                                                 | <b>WORLD ELDER'S DAY<br/>SPECIAL ASSEMBLY</b>                        | <b>Lesson 10-My Neighbourhood<br/>Activity as per the plan</b>                                             | <b>EVS textbook page- 66</b>                                                                                         |
| <b>G.K Pages</b>              | <b>Quiz -2 (32, 33)</b>                                                   | <b>Quiz -2 (32, 33)<br/>cont.</b>                                    | <b>37</b>                                                                                                  | <b>28, 29</b>                                                                                                        |


**\*Note: This syllabus is subject to changes based on the reviews done throughout the year.**

| MONTH<br>OCTOBER-<br>NOVEMBER | 1                                          | 2                                                                                          | 3                                                                                                                 | 4                                                                                                                 |
|-------------------------------|--------------------------------------------|--------------------------------------------------------------------------------------------|-------------------------------------------------------------------------------------------------------------------|-------------------------------------------------------------------------------------------------------------------|
| No. of periods per week       | 22 <sup>nd</sup> Oct- 26 <sup>th</sup> Oct | 29 <sup>th</sup> Oct - 2 <sup>nd</sup> Nov                                                 | 5 <sup>th</sup> Nov-9 <sup>th</sup> Nov                                                                           | 12 <sup>th</sup> Nov-16 <sup>th</sup> Nov                                                                         |
| 1                             | WORKSHEET - 2                              | <b>SPECIAL ASSEMBLY<br/>OMAN TREE DAY</b><br>Reading of pages-62,63                        | EVS textbook pages – 74, 75                                                                                       | <b>DIWALI</b>                                                                                                     |
| 2                             | <b>DUSSEHRA</b><br>EVS textbook page -67   | Reading of pages – 64, 65                                                                  | EVS textbook pages –76, 77<br> | <b>GUJRATI NEW YEAR</b>                                                                                           |
| 3                             | EVS textbook page-68                       | Reading of pages – 66, 67                                                                  | EVS textbook pages – 78                                                                                           | <b>CHILDRENS' DAY<br/>ACTIVITIES</b>                                                                              |
| 4                             | EVS textbook page-69                       | Reading of pages – 68                                                                      | EVS textbook pages – 79                                                                                           | <b>Lesson-12 Animals<br/>Around US (Introduction)</b>                                                             |
| 5                             | EVS textbook page-70                       | <b>Lesson-11 Plants- Our Green<br/>Friends (Reading Only)<br/>Activity as per the plan</b> | Tour of the school garden<br>(know our green friends)                                                             | <b>PPT/ Youtube Video</b><br> |
| 6                             | <b>RECAPITULATION<br/>WORKSHEET</b>        | <b>PPT/ Youtube<br/>EVS textbook pages – 71,<br/>72, 73</b>                                | <b>DIWALI ASSEMBLY</b><br>Tour of the school garden<br>(know our green friends)                                   | <b>EVS textbook page-80</b>                                                                                       |
| <b>G.K Pages</b>              | 46                                         | 47                                                                                         | 21                                                                                                                | <b>QUIZ—3 (50/51)</b>                                                                                             |

\*Note: This syllabus is subject to changes based on the reviews done throughout the year.

| <b>MONTH<br/>NOVEMBER -<br/>DECEMBER</b> | <b>1</b>                                   | <b>2</b>                                   | <b>3</b>                                                 | <b>4</b>                                                                          |
|------------------------------------------|--------------------------------------------|--------------------------------------------|----------------------------------------------------------|-----------------------------------------------------------------------------------|
| <b>No. of periods<br/>per week</b>       | 19 <sup>th</sup> Nov- 23 <sup>rd</sup> Nov | 26 <sup>th</sup> Nov -30 <sup>th</sup> Nov | 3 <sup>rd</sup> Dec -7 <sup>th</sup> Dec                 | 10 <sup>th</sup> Dec- 14 <sup>th</sup> Dec                                        |
| <b>1</b>                                 | EVS textbook page -81                      | EVS textbook page– 84                      | <b>FOUNDER'S DAY</b><br>EVS textbook page–86             | <b>CHRISTMAS ASSEMBLY</b><br><b>POST MID TERM XAMS</b><br>Reading of pages-84, 85 |
| <b>2</b>                                 | WORKSHEET – 1                              | WORKSHEET – 2                              | EVS textbook page–87                                     | Reading of pages-86, 87, 88                                                       |
| <b>3</b>                                 | EVS textbook page– 82                      | REVISION WORKSHEET<br>POST MID TERM        | <b>POST MID TERM EXAMS</b><br>EVS textbook page-88       | Lesson -14 MEANS OF<br>COMMUNICATION<br>PPT                                       |
| <b>4</b>                                 | EVS textbook page– 83                      | EVS textbook page–85                       | <b>POST MIDTERM EXAMS</b><br>RECAPITULATION<br>WORKSHEET | Lesson -14 MEANS OF<br>COMMUNICATION<br>You tube                                  |
| <b>5</b>                                 | <b>OMAN NATIONAL DAY</b>                   | <b>SPORTS DAY</b>                          | <b>POST MIDTERM EXAMS</b><br>Reading of pages-80, 81     | Lesson -14 MEANS OF<br>COMMUNICATION<br><b>SEA ACTIVITY TERM – II</b>             |
| <b>6</b>                                 | <b>OMAN NATIONAL DAY</b>                   | <b>SPORTS DAY</b>                          | <b>POST MIDTERM EXAMS</b><br>Reading of pages-82, 83     | <b>WINTER BREAK</b>                                                               |
| <b>G.K Pages</b>                         | 23                                         | 50,51                                      | 44, 27                                                   | 39, 40                                                                            |

**\*Note: This syllabus is subject to changes based on the reviews done throughout the year.**

| MONTH<br>JANUARY           | 1                                          | 2                                                                                                             | 3                                           | 4                                            |
|----------------------------|--------------------------------------------|---------------------------------------------------------------------------------------------------------------|---------------------------------------------|----------------------------------------------|
| No. of periods<br>per week | 17 <sup>th</sup> Dec -21 <sup>st</sup> Dec | 9 <sup>th</sup> Jan - 11 <sup>th</sup> Jan                                                                    | 14 <sup>th</sup> Jan - 18 <sup>th</sup> Jan | 21 <sup>st</sup> Jan – 25 <sup>th</sup> Jan  |
| 1                          | <b>WINTER BREAK</b>                        | Recapitulation of the lesson –Animals around us                                                               | EVS textbook page - 90                      | <b>WORKSHEET-2</b>                           |
| 2                          | <b>WINTER BREAK</b>                        | Recapitulation of lesson – Animals around us                                                                  | <b>WORKSHEET -1</b>                         | EVS textbook page - 95                       |
| 3                          | <b>WINTER BREAK</b>                        | <b>Lesson – 13 Going Around (Introduction)</b><br>Activity as per the plan                                    | EVS textbook page - 91                      | <b>RECAPITULATION WORKSHEET</b>              |
| 4                          | <b>WINTER BREAK</b>                        | You tube / PPT as per the plan                                                                                | EVS textbook page - 92                      | <b>Project- (Means of transport) Page-95</b> |
| 5                          | <b>WINTER BREAK</b>                        | EVS textbook page - 89<br> | EVS textbook page – 93                      | Reading of page-89                           |
| 6                          | <b>WINTER BREAK</b>                        | <b>His Majesty Accession day</b>                                                                              | EVS textbook page – 94                      | <b>SPECIAL ASSEMBLY REPUBLIC DAY</b>         |
| <b>G.K Pages</b>           | 60, 61                                     | 62, 63                                                                                                        | 12, 24                                      | 13, 14                                       |

**\*Note: This syllabus is subject to changes based on the reviews done throughout the year.**

| <b>MONTH<br/>FEBRUARY</b>      | <b>1</b>                                   | <b>2</b>                                 | <b>3</b>                                    | <b>4</b>                                        |
|--------------------------------|--------------------------------------------|------------------------------------------|---------------------------------------------|-------------------------------------------------|
| <b>No. of periods per week</b> | 28 <sup>th</sup> Jan - 1 <sup>st</sup> Feb | 4 <sup>th</sup> Feb- 8 <sup>th</sup> Feb | 11 <sup>th</sup> Feb - 15 <sup>th</sup> Feb | 2<br>18 <sup>th</sup> Feb- 22 <sup>nd</sup> Feb |
| <b>1</b>                       | <b>REPUBLIC DAY<br/>HOLIDAY</b>            | <b>SINGING COMPETITION</b>               | Oral Revision<br><b>(FINAL EXAM)</b>        | Oral Revision<br><b>(FINAL EXAM)</b>            |
| <b>2</b>                       | Reading of page-90                         | <b>SINGING COMPETITION</b>               | Oral Revision<br><b>(FINAL EXAM)</b>        | <b>Al Isra'a Wal Miraj</b>                      |
| <b>3</b>                       | Reading of page-91                         | <b>CLASS CONCERTS</b>                    | Oral Revision<br><b>(FINAL EXAM)</b>        | Oral Revision<br><b>(FINAL EXAM)</b>            |
| <b>4</b>                       | Reading of page-92                         | <b>CLASS CONCERTS</b>                    | Oral Revision<br><b>(FINAL EXAM)</b>        | Oral Revision<br><b>(FINAL EXAM)</b>            |
| <b>5</b>                       | Reading of page-93                         | <b>CLASS CONCERTS</b>                    | Oral Revision<br><b>(FINAL EXAM)</b>        | Oral Revision<br><b>(FINAL EXAM)</b>            |
| <b>6</b>                       | Reading of page-94                         | <b>CLASS CONCERTS</b>                    | Oral Revision<br><b>(FINAL EXAM)</b>        | <b>HINDI CHORAL<br/>RECITATION</b>              |
| <b>G.K Pages</b>               | <b>64</b>                                  | <b>65</b>                                | <b>54, 55</b>                               | <b>36</b>                                       |

**\*Note: This syllabus is subject to changes based on the reviews done throughout the year.**

| <b>MONTH<br/>FEBRUARY-MARCH</b> | <b>1</b>                                       | <b>2</b>                                     | <b>3</b>                                        | <b>4</b>          |
|---------------------------------|------------------------------------------------|----------------------------------------------|-------------------------------------------------|-------------------|
| <b>No. of periods per week</b>  | <b>25<sup>th</sup> Feb- 29<sup>th</sup>Feb</b> | <b>3<sup>rd</sup> Mar- 7<sup>th</sup>Mar</b> | <b>10<sup>th</sup> Mar – 14<sup>th</sup>Mar</b> |                   |
| <b>1</b>                        | <b>Revision Worksheet<br/>FINAL EXAM</b>       | <b>Oral Revision<br/>FINAL EXAM</b>          | <b>Oral Revision<br/>(FINAL EXAM)</b>           | <b>FINAL EXAM</b> |
| <b>2</b>                        | <b>Oral Revision<br/>(FINAL EXAM)</b>          | <b>CHORAL SINGING<br/>COMPETITION</b>        | <b>FINAL EXAM</b>                               | <b>FINAL EXAM</b> |
| <b>3</b>                        | <b>Oral Revision<br/>(FINAL EXAM)</b>          | <b>CHORAL SINGING<br/>COMPETITION</b>        | <b>FINAL EXAM</b>                               | <b>FINAL EXAM</b> |
| <b>4</b>                        | <b>ENGLISH CHORAL<br/>RECITATION</b>           | <b>CHORAL SINGING<br/>COMPETITION</b>        | <b>FINAL EXAM</b>                               | <b>FINAL EXAM</b> |
| <b>5</b>                        | <b>ENGLISH CHORAL<br/>RECITATION</b>           | <b>CHORAL SINGING<br/>COMPETITION</b>        | <b>FINAL EXAM</b>                               | <b>FINAL EXAM</b> |
| <b>6</b>                        | <b>ENGLISH CHORAL<br/>RECITATION</b>           | <b>Oral Revision<br/>(FINAL EXAM)</b>        | <b>FINAL EXAM</b>                               | <b>FINAL EXAM</b> |
|                                 |                                                |                                              |                                                 |                   |

**\*Note: This syllabus is subject to changes based on the reviews done throughout the year.**



# INDIAN SCHOOL AL WADI AL KABIR

## PERIODIC SYLLABUS PLAN 2023-2024

### CLASS – I MATHEMATICS

| MONTH –APRIL                      | 1.                                                                                                  | 2.                                                                                                                      | 3.                                                                                                                                                                                                                                                             | 4.                                                                                                                                                                 |
|-----------------------------------|-----------------------------------------------------------------------------------------------------|-------------------------------------------------------------------------------------------------------------------------|----------------------------------------------------------------------------------------------------------------------------------------------------------------------------------------------------------------------------------------------------------------|--------------------------------------------------------------------------------------------------------------------------------------------------------------------|
| No. of periods available per week | 5 <sup>th</sup> April – 6 <sup>th</sup> April                                                       | 9 <sup>th</sup> April – 13 <sup>th</sup> April                                                                          | 16 <sup>th</sup> April – 20 <sup>st</sup> April                                                                                                                                                                                                                | 23 <sup>th</sup> April – 27 <sup>th</sup> April                                                                                                                    |
| 1.                                |                                                                                                     | <b>EASTER HOLIDAY</b>                                                                                                   | <b>Numbers (0-30)</b><br>Activity as per lesson plan /Written work<br>Number After Eg: 6 <u>8</u><br>Number Before Eg: <u>15</u> 16<br>(5 SUMS EACH)<br><b>WORKBOOK PAGES- 6,7 &amp; 8</b>                                                                     | <b>EID – AL - FITR HOLIDAYS</b>                                                                                                                                    |
| 2.                                |                                                                                                     | <b>Number Names 0-10</b> (Recap of KG)<br>Notebook work<br>Activity as per lesson plan<br>                              | <b>Number Between (0-30)</b><br>Activity as per lesson plan/Written work<br>Eg: 12 <u>  </u> 14 (5 SUMS)<br><b>Count and Write the numeral (0-20)</b><br>(5 SUMS)<br>Eg: 😊 😊 = 2<br><b>Worksheet No.1 (Number Concept (0-20))</b>                              | <b>EID – AL - FITR HOLIDAYS</b>                                                                                                                                    |
| 3.                                |                                                                                                     | <b>Number Names 11-20</b> (Recap of KG)<br>Notebook work<br>Activity as per lesson plan<br>                             | <b>WORKBOOK PAGES- 9 &amp; 14</b><br><b>Match the Numerals to the Number Names (0-30)</b> (5 SUMS)<br>Eg: 8  Seventeen<br>17  Eight                                                                                                                            | <b>EID – AL - FITR HOLIDAYS</b>                                                                                                                                    |
| 4.                                |                                                                                                     | <b>Number Names 21-30</b><br><b>WORKBOOK PAGES –1,2 ,3,4 &amp; 5</b><br>                                                | <b>Comparing Numbers:</b> Greater than, Less than, Equal to – <b>Introduction Notes (TYPED NOTES)</b><br>Greater than, less than, Equal to –Ex 1-Insert the correct symbol (<, >, =)<br>(Numbers 0 - 20) Eg: 5 < 16. (5 SUMS)<br><b>Notebook Exercise.</b><br> | <b>One More Than</b><br>(Introduction-Concrete/Oral)<br>Pictorial (Written)<br>Eg: ★★ and ★ more is ★★★<br>2 and 1 more is 3 (3 SUMS)<br><b>EARTH DAY ASSEMBLY</b> |
| 5.                                | <b>Student Orientation</b><br>Introduction to the class/Organizing books<br>                        | <b>Missing Numerals 0-30</b><br>Activity as per lesson plan/Written work<br>Eg: 5 <u>  </u> 7 <u>  </u> 9. (5 SUMS)<br> | <b>Greater than, less than, Equal to:</b><br>Ex 2 Put the correct sign (>, <, =)<br>(Numbers 21 - 30)<br>Eg: 22 < 25. (5 SUMS) <b>Notebook Exercise.</b><br><b>WORKBOOK PAGES -10,15(Q3, Q4 Q5)</b><br>                                                        | <b>One More Than –Ex1</b> (Numbers 0-30)<br>Eg: 1 more than 5 is 6. (5 SUMS)<br><b>Worksheet No.2 (Number Concept (0-30))</b>                                      |
| 6.                                | <b>Serial Counting (0-30)</b> (Recap of KG)<br>Notebook work<br>Activity as per the lesson plan<br> | <b>Draw the value (0-20)</b><br>Activity as per lesson plan/Written work<br>Eg: 2- ★ ★ (5 SUMS)                         | <b>WORKBOOK PAGES-18,109, 110, 111{EX.1 (Q1 &amp; Q2)}</b><br><b>EID HOLIDAY( TENTATIVE)</b><br>                                                                                                                                                               | <b>One Less Than – INTRODUCTION</b><br>Concrete/Oral Pictorial (written)<br>Eg.: ★ less than ★★ is ★<br>1 less than 2 is 1. (3 SUMS)                               |

Note: This syllabus is subject to changes based on the reviews done throughout the year.





















# INDIAN SCHOOL AL WADI AL KABIR

## PERIODIC SYLLABUS PLAN 2023-2024

### CLASS – I MATHEMATICS




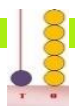



















| MONTH –MAY                        | 1.                                                                                                                                                                                  | 2.                                                                                                                                                                                                                                                             | 3.                                                                                                                                                                                                                                                       | 4.                                                                                                                                                                                                                                                                                                                                           |
|-----------------------------------|-------------------------------------------------------------------------------------------------------------------------------------------------------------------------------------|----------------------------------------------------------------------------------------------------------------------------------------------------------------------------------------------------------------------------------------------------------------|----------------------------------------------------------------------------------------------------------------------------------------------------------------------------------------------------------------------------------------------------------|----------------------------------------------------------------------------------------------------------------------------------------------------------------------------------------------------------------------------------------------------------------------------------------------------------------------------------------------|
| No. of periods available per week | 30 <sup>th</sup> April-4 <sup>th</sup> May                                                                                                                                          | 7 <sup>th</sup> May- 11 <sup>th</sup> May                                                                                                                                                                                                                      | 14 <sup>th</sup> May – 18 <sup>th</sup> May                                                                                                                                                                                                              | 21 <sup>st</sup> May – 25 <sup>th</sup> May                                                                                                                                                                                                                                                                                                  |
| 1.                                | <b>One Less Than</b> –Ex 1 (Numbers 0-30)<br>Eg: 1 Less than 5 is 4. (5 SUMS)                                                                                                       | F.I.B. One more than .... ( <b>Notebook</b> )<br>One less than .... (0-50) (Mixed 5 SUMS)                                                                                                                                                                      | <b>Tens and Ones Ex (31-50)</b><br>(5 SUMS)<br><br>$30 + 4 = 34$<br><b>Worksheet No.3 (Tens and Ones)</b>                                                             | <b>PRE-MIDTERM EXAM</b><br>Ex -Arrange numbers in ascending order (11-30) (3 sums) <b>Notebook</b><br><b>WORKBOOK PAGE- 11 &amp; 15 (Q6)</b><br>                       |
| 2.                                | <b>Ex 2 -Write the number</b> (Numbers 0-30) (MIXED 5 SUMS)<br>Eg: 1 less than 22 is ____.<br>1 more than 16 is _____.                                                              | <b>Math Lab– (Activity using straws)</b> followed by written work – Straw Activity (Written work – Numbers 10,14,16 & 20)<br><br><b>Lab Activity Worksheet-Join the dots</b> | <b>Ex- Circle the smallest number and colour the greatest number 0-50 (5 SUMS)</b><br><b>Worksheet No.3 (Number Concept (0-30))</b>                                                                                                                      | <b>PRE-MIDTERM EXAM</b><br>Ex - Arrange numbers in ascending order. (21-50) (3 sums)<br><b>WORKBOOK PAGE 116 – Ex 9 (Q3)</b><br>                                       |
| 3.                                | <b>Comparing numbers contd.....</b> Activity as per lesson plan<br>Ex - Circle the greatest and cross the smallest number. (Numbers 0-30) number. Eg: <u>18</u> 12 15 <del>10</del> | <b>Activity as per lesson plan –Tens and Ones (Intro)</b><br>(2 Pages Numbers – 10 &15)<br>                                                                                   | <b>Revision Pre-Mid Term 1</b><br><b>Ex- Put the correct sign &lt; &gt; =</b> [Numbers 31-50] (5 SUMS)<br><b>Notebook Exercise</b>                                                                                                                       | <b>PRE-MIDTERM EXAM</b><br><b>Write the number names.</b> (0-30)<br>Eg: 21 -Twenty-one<br>18 – Eighteen<br><b>WORKBOOK PAGE-115(Ex 6),116 (Ex 7, 8, 9 – 1, 2)</b><br>  |
| 4.                                | <b>Write the number names.</b> (0-30)<br>Eg: 27 -Twenty-seven<br>13 – Thirteen<br>Serial Counting 0-50                                                                              | Number Concepts- 0 to 30<br><b>WORKBOOK PAGES (111,112)</b><br><br><b>Worksheet No.1 (Tens and Ones)</b>                                                                   | Arranging of numbers in ascending order. (Small to big) Pictorial Example<br>  | <b>PRE-MIDTERM EXAM</b><br><b>Number Concept – (0-50)</b><br>                                                                                                                                                                                            |
| 5.                                | <b>Number Names 31- 50</b><br><b>WORKBOOK PAGE 114 – (Numbers in order</b><br>S)<br>             | Number Concepts- 0 to 30<br><b>WORKBOOK PAGE (113)</b><br><br><b>Worksheet No.2 (Tens and Ones)</b>                                                                       | <b>Ex-Arrange numbers in ascending order. (small to big 0-10) Notebook</b><br>Eg: 5 4 7 2<br>2 4 5 7<br>                                                            | <b>PRE-MIDTERM EXAM</b><br><b>Vocabulary sums [0-50]</b><br>(before, after, between. One less/ more) (5 SUMS)                                                                                                                                                                                                                                |
| 6.                                | <b>What comes?</b><br>Before/After/Between (0-50)<br><b>Missing Numbers (0-50)</b>                                                                                                  | <b>Tens &amp; Ones Notebook</b><br>Ex (3 pages Numbers- 20,26 & 30)                                                                                                                                                                                            | <b>Ex - Arrange numbers in ascending order. (21-50) (3 sums)</b><br><b>WORKBOOK PAGE 116 – Ex 9 (Q3)</b>                                                                                                                                                 | <b>Vocabulary sums [0-50]</b><br>(before, after, between. One less/ more) (5 SUM)                                                                                                                                                                                                                                                            |



# INDIAN SCHOOL AL WADI AL KABIR

## PERIODIC SYLLABUS PLAN 2023-2024

### CLASS – I MATHEMATICS

| MONTH – MAY / JUNE                | 1.                                                                                                                                                                                                                                                                                                                                                                                                 | 2.                                                                                                                                                                      |                                                                                                              |                                                                                                              |
|-----------------------------------|----------------------------------------------------------------------------------------------------------------------------------------------------------------------------------------------------------------------------------------------------------------------------------------------------------------------------------------------------------------------------------------------------|-------------------------------------------------------------------------------------------------------------------------------------------------------------------------|--------------------------------------------------------------------------------------------------------------|--------------------------------------------------------------------------------------------------------------|
| No. of periods available per week | 28 <sup>th</sup> May –1st June                                                                                                                                                                                                                                                                                                                                                                     | 4 <sup>th</sup> June – 5 <sup>th</sup> June<br><b>SUMMER BREAK BEGINS</b>                                                                                               | 11 <sup>th</sup> June – 15 <sup>th</sup> June                                                                | 18 <sup>th</sup> June – 22 <sup>th</sup> June                                                                |
| 1.                                | Ex- Expand the number in both ways. (0-50 ) (3SUMS)<br><b>TO</b><br>Eg: 46 = 4 Tens and 6 Ones<br>= 40 + 6                                                                                                                                                                                                                                                                                         | WORKBOOK PAGES – 120, 121 & 123<br><b>Worksheet No.4 (Number Concept (0-50))</b><br> | <b>SUMMER BREAK</b><br>   | <b>SUMMER BREAK</b><br>   |
| 2.                                | <b>Intro. Abacus concrete</b> (Math lab Activity)<br>Introductory notes (TYPED NOTES)<br><b>Worksheet No.1 (Abacus )</b><br>                                                                                                                                                                                      | Number Names 51-70<br><b>Worksheet No.1 (Mental Math 0-30)</b><br>                   | <b>SUMMER BREAK</b><br>   | <b>SUMMER BREAK</b><br>   |
| 3.                                | WORKBOOK PAGE 16 & 17 (Math Lab Activity)<br><b>Worksheet No.2 (Number Concept (0-20))</b><br>                                                                                                                                                                                                                    | <b>SUMMER VACATION</b><br><b>SUMMER BREAK</b><br>                                     | <b>SUMMER BREAK</b><br>   | <b>SUMMER BREAK</b><br>   |
| 4.                                | Ex- Count the beads on the abacus. Single digit and double digit. (4 SUMS) (Nos till 50)<br><b>Worksheet No.2 (Abacus ) Count the beads...</b>                                                                                                                                                                                                                                                     | <b>SUMMER VACATION</b><br><b>SUMMER BREAK</b><br>                                     | <b>SUMMER BREAK</b><br>   | <b>SUMMER BREAK</b><br>   |
| 5.                                | Ex - Draw beads on the abacus and expand both ways. Single digit and Double digit. (3 SUMS) (Nos. till 50)<br><b>Worksheet No.3 &amp; 4 (Abacus ) Draw the bead and Expand...</b><br><br><br><b>WORLD ENVIRONMENT DAY</b><br> | <b>SUMMER VACATION</b><br><b>SUMMER BREAK</b><br>                                    | <b>SUMMER BREAK</b><br>  | <b>SUMMER BREAK</b><br>  |
| 6.                                | Serial counting – 0-100<br>WORKBOOK PAGE 122 Ex.15) 117, 118 & 119<br>                                                                                                                                                                                                                                          | <b>SUMMER VACATION</b><br><b>SUMMER BREAK</b><br>                                   | <b>SUMMER BREAK</b><br> | <b>SUMMER BREAK</b><br> |











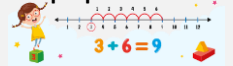






**Note: This syllabus is subject to changes based on the reviews done throughout the year.**



# INDIAN SCHOOL AL WADI AL KABIR

## PERIODIC SYLLABUS PLAN 2023-2024

### CLASS – I MATHEMATICS

| MONTH –<br>AUGUST/SEPTEMBER          | 1                                                                                                                                                                                                                            | 2                                                                                                                                                                                                                                                   | 3                                                                                                                                                                                                                                                                                                                                                             | 4                                                                                                                                                                                                                                         |  |   |   |  |   |                                                                                                                                |
|--------------------------------------|------------------------------------------------------------------------------------------------------------------------------------------------------------------------------------------------------------------------------|-----------------------------------------------------------------------------------------------------------------------------------------------------------------------------------------------------------------------------------------------------|---------------------------------------------------------------------------------------------------------------------------------------------------------------------------------------------------------------------------------------------------------------------------------------------------------------------------------------------------------------|-------------------------------------------------------------------------------------------------------------------------------------------------------------------------------------------------------------------------------------------|--|---|---|--|---|--------------------------------------------------------------------------------------------------------------------------------|
| No. of periods<br>available per week | 2 <sup>nd</sup> August – 3 <sup>rd</sup> August                                                                                                                                                                              | 6 <sup>th</sup> August – 10 <sup>th</sup> August                                                                                                                                                                                                    | 13 <sup>th</sup> August – 17 <sup>th</sup> August                                                                                                                                                                                                                                                                                                             | 20 <sup>st</sup> August – 24 <sup>th</sup> August                                                                                                                                                                                         |  |   |   |  |   |                                                                                                                                |
| 1.                                   | <b>SCHOOL REOPENS AFTER SUMMER BREAK</b><br><b>REMEDIAL WORK OF PRE-MID TERM EXAM</b><br>(2 PAGES)                                                                                                                           | <b>Expanded Notation</b> (both ways)<br>(51-90)<br>(6 SUMS)                                                                                                                                                                                         | <b>Horizontal Addition</b> single digit (0-10) Notebook (5 SUMS)<br><b>WORKBOOK PAGE -26(Ex 3)</b>                                                                                                                                                                         | <b>Vertical Addition</b> – 2 digits with 1 digit (explanation and sums) -Typed notes<br><b>WORKBOOK PAGE -76(2 –a, b &amp; 3 a) &amp; 79 (Ex – 6)</b>  |  |   |   |  |   |                                                                                                                                |
| 2.                                   | <b>Introduction Big to Small</b> (Pictorial with ladder)<br>Arranging of numbers in descending order. (big to small) Pictorial. Example<br> | <b>Introduction- Addition (Typed Notes)</b><br>Math Activity – (Refer to the lesson plan)                                                                                                                                                           | <b>Horizontal Addition</b> (Double with single digit) (5 SUMS)<br>(Numbers 11 – 90) Eg:35 + 3 = 38                                                                                                                                                                                                                                                            | <b>Vertical Addition</b> – 2 digits with 2 digits (Explanation & Sums) Typed notes /Notebook Ex. (4 SUMS)<br><b>WORKBOOK PAGE – 77 (Ex -3)</b>         |  |   |   |  |   |                                                                                                                                |
| 3.                                   | <b>Arrange numbers from Big to Small (0-50)</b><br>Mixed – 6 SUMS                                                                                                                                                            | <b>Mental Math (0-50) Worksheet-2</b><br><b>SEA- Term I</b>                                                                                                                                                                                         | <b>INDEPENDENCE DAY</b>                                                                                                                                                                                                                                                    | <b>Vocabulary Sums (Addition)</b><br><b>WORKBOOK PAGES – 77 &amp; 78 (Ex -4 a-f)</b>                                                                   |  |   |   |  |   |                                                                                                                                |
| 4.                                   | <b>WORKBOOK PAGES -12,13</b><br><b>Worksheet No.2 (Mental Math 0-50)</b>                                                                    | <b>Addition -Pictorial</b> <b>WORKBOOK PAGE-20,21,22&amp;23 (Ex 1 – Q1 -a, b, c) 75</b>                                                                          | <b>Number Line 0-10</b> – (Worksheet-2)<br><b>WORKBOOK PAGE -24(Ex2) &amp; 25</b>                                                                                                                                                                                          | <b>Worksheet No.3 (Mental Math 0-70)</b><br><b>WORKBOOK PAGES -31,32</b>                                                                                                                                                                  |  |   |   |  |   |                                                                                                                                |
| 5.                                   | <b>WORKBOOK PAGES – 15(Q7),18 (A) 19 (B) (C – Q1 &amp; Q 3)</b><br>                                                                        | <b>Activity</b> (Number Line- Refer to the lesson plan.<br>Add on the number line (0-10)<br><b>Typed notes – Number Line &amp; with addition properties</b><br> | <b>Horizontal Addition</b> (Mixed 0 – 90)<br>1pg Notebook (5 SUMS)<br>Eg: 83 + 5 = 88<br>8 + 2 = 10<br><b>WORKBOOK PAGE -76 Ex 1(Count and add) &amp; 77(Ex -2) (Add by making 10)</b>                                                                                   | <b>INTRO -Addition story sums</b><br>(Notebook 2 SUMS)<br>                                                                                            |  |   |   |  |   |                                                                                                                                |
| 6.                                   | <b>Arrange numbers from Big to Small (0 -90)</b><br>(5 SUMS)<br>                                                                          | <b>Add on the number line</b> contd...worksheet-3 (11 - 50) <br><b>WORKBOOK PAGE-26 &amp; 27 (Properties of addition)</b>                                      | <b>WORKBOOK PAGE – 78(Ex.5)</b> <br>Vertical Addition (0-10) Notebook – Single digit with single digit. (4 SUMS)<br><table border="1" style="margin-left: auto; margin-right: auto;"><tr><td></td><td></td><td>6</td></tr><tr><td>+</td><td></td><td>3</td></tr></table> |                                                                                                                                                                                                                                           |  | 6 | + |  | 3 | <b>Addition Story sum</b> (Worksheet)<br> |
|                                      |                                                                                                                                                                                                                              | 6                                                                                                                                                                                                                                                   |                                                                                                                                                                                                                                                                                                                                                               |                                                                                                                                                                                                                                           |  |   |   |  |   |                                                                                                                                |
| +                                    |                                                                                                                                                                                                                              | 3                                                                                                                                                                                                                                                   |                                                                                                                                                                                                                                                                                                                                                               |                                                                                                                                                                                                                                           |  |   |   |  |   |                                                                                                                                |











Note: This syllabus is subject to changes based on the reviews done throughout the year.



# INDIAN SCHOOL AL WADI AL KABIR

## PERIODIC SYLLABUS PLAN 2023-2024

### CLASS – I MATHEMATICS

| MONTH – SEPTEMBER                 | 1                                                                                                                                                                                               | 2                                                                                                                                                                                                                      | 3                                                                                                                                                                                                           | 4                                                                                                                                  |
|-----------------------------------|-------------------------------------------------------------------------------------------------------------------------------------------------------------------------------------------------|------------------------------------------------------------------------------------------------------------------------------------------------------------------------------------------------------------------------|-------------------------------------------------------------------------------------------------------------------------------------------------------------------------------------------------------------|------------------------------------------------------------------------------------------------------------------------------------|
| No. of periods available per week | 27 <sup>th</sup> Aug – 31 <sup>st</sup> Aug                                                                                                                                                     | 3 <sup>rd</sup> Sept – 7 <sup>th</sup> Sep                                                                                                                                                                             | 10 <sup>th</sup> Sept – 14 <sup>th</sup> Sep                                                                                                                                                                | 17 <sup>th</sup> Sep – 21 <sup>st</sup> Sep                                                                                        |
| 1.                                | <b>Worksheet No.5 (Number Concept (51-70))</b><br><br><b>Math Lab Activity –WORKBOOK PAGE - 128</b>            | <b>Skip Counting by 10's</b> <small>Count by 10's</small><br>(Number grid 1-100) <br>Complete the pattern by skip counting in tens. | <b>Revision Worksheet –1 (Mid Term Exam)</b>                                                                                                                                                                | <b>MID-TERM EXAMINATION</b><br>                 |
| 2.                                | <b>WORKBOOK PAGES – 34 &amp; 35 - Q7</b>                                                                       | <b>Skip counting 5's (worksheet 2) Skip Counting 10's (Worksheet-3)</b><br><small>Count by 10's</small><br>                         | <b>Skip Counting (Mixed) worksheet-4</b> <small>Count by 10's</small><br>                                                | <b>MID-TERM EXAMINATION (STUDY LEAVE)</b><br>   |
| 3.                                | <b>Intro Skip Counting by 2's (1-20)</b><br>Complete the pattern by skip counting in 2's-Notebook Ex.          | <b>WORKBOOK PAGE – 33 (Q4,5,6) 34 (g -k)</b><br><br><b>TEACHER'S DAY</b>                                                            | <b>Worksheet No. 4 (Mental Math 0-80)</b>                                                                                                                                                                   | <b>MID-TERM EXAMINATION</b><br>                 |
| 4.                                | <b>Skip Counting 2's (Worksheet -1)</b><br><br><b>Skip Counting</b>                                            | <b>WORKBOOK PAGES 133,134</b>                                                                                                       | <b>Intro – Money (Typed Notes) Activity as per lesson plan</b>                                                           | <b>MID-TERM EXAMINATION (STUDY LEAVE)</b><br>   |
| 5.                                | <b>Skip Counting by 5's (1-50)</b><br>Complete the pattern by skip counting in fives.<br>Notebook – (5 SUMS)  | <b>JANMASHTAMI</b>                                                                                                                  | <b>Worksheet – 1 &amp; 2 (Money)</b>                                                                                     | <b>MID-TERM EXAMINATION</b><br>                 |
| 6.                                | <b>ONAM</b>                                                                                                  | <b>WORK BOOK PAGES – 135,136(d &amp; e)</b>                                                                                       | <b>Worksheet No.5 (Mental Math 0-100)</b><br><b>WORKBOOK PAGES – 80,81</b><br>Number Names (71-80)<br>(Notebook page)  | <b>MID-TERM EXAMINATION (STUDY LEAVE)</b><br> |

**Note: This syllabus is subject to changes based on the reviews done throughout the year.**



# INDIAN SCHOOL AL WADI AL KABIR

## PERIODIC SYLLABUS PLAN 2023-2024














### CLASS – I MATHEMATICS

| MONTH – OCTOBER                   | 1.                                                                                                                                                                                                                           | 2.                                                                                                                                                                                                                                                                                                                                                                       | 3.                                                                                                                                                                                                                                                            | 4.                                                                                                                                                                                                                  |
|-----------------------------------|------------------------------------------------------------------------------------------------------------------------------------------------------------------------------------------------------------------------------|--------------------------------------------------------------------------------------------------------------------------------------------------------------------------------------------------------------------------------------------------------------------------------------------------------------------------------------------------------------------------|---------------------------------------------------------------------------------------------------------------------------------------------------------------------------------------------------------------------------------------------------------------|---------------------------------------------------------------------------------------------------------------------------------------------------------------------------------------------------------------------|
| No. of periods available per week | 24 <sup>th</sup> Sep – 28 <sup>th</sup> Sep                                                                                                                                                                                  | 1 <sup>st</sup> Oct – 5 <sup>th</sup> Oct                                                                                                                                                                                                                                                                                                                                | 8 <sup>th</sup> Oct – 12 <sup>th</sup> Oct                                                                                                                                                                                                                    | 15 <sup>th</sup> Oct – 19 <sup>th</sup> Oct                                                                                                                                                                         |
| 1.                                | <p style="text-align: center; background-color: yellow;"><b>MID-TERM EXAMINATION</b></p> <p style="text-align: center;"></p>                | <p>Intro – Shapes<br/>Straight Line &amp; Curved Line (Typed Notes)</p> <p style="text-align: right;"></p>                                                                                                                                                                            | <p>WORKBOOK PAGES 68,69</p> <p style="background-color: yellow; text-align: center;"><b>Worksheet No.6 (Number Concept (51-70))</b></p> <p style="text-align: right;"></p> | <p>Ex - Draw beads on the abacus and expand both ways.<br/>(2 SUMS) double digit (50 - 99)</p>                                                                                                                      |
| 2.                                | <p style="text-align: center; background-color: yellow;"><b>MID-TERM EXAMINATION (STUDY LEAVE)</b></p> <p style="text-align: center;"></p>  | <p>Explanation –(Shapes)<br/>Typed Notes</p> <p style="background-color: yellow; text-align: center;"><b>GANDHI JAYANTI ASSEMBLY</b></p> <p style="text-align: center;"></p>                                                                                                           | <p>Math Lab Activity wor  pages 72<br/>Worksheet - (Shapes Recapitulation)</p>                                                                                             | <p>Introduction –Measurement (Length) –Typed Notes<br/><b>WORK BOOK PAGE 100,101, 102</b></p> <p style="text-align: right;"></p> |
| 3.                                | <p>Mid-term examination Remedial Work (2 Pages )</p>                                                                                                                                                                         | <p>WORKBOOK PAGE 60,61,62</p> <p style="text-align: right;"></p>                                                                                                                                                                                                                      | <p>WORKBOOK PAGE -70(1&amp;2), 71&amp; 72</p> <p style="background-color: yellow; text-align: center;"><b>Worksheet No.7 (Number Concept (0-50 Vocabulary Sums))</b></p>                                                                                      | <p>Notebook exercise –Length<br/>Viz: How long is each object?</p>                                                                                                                                                  |
| 4.                                | <p style="background-color: yellow; text-align: center;"><b>PROPHET'S BIRTHDAY</b></p>                                                                                                                                       | <p>NB EX- 1 Fill in the blanks (5 SUMS)<br/>WORKBOOK PAGE 63</p> <p style="text-align: right;"></p>                                                                                                                                                                                   | <p>Number Names (81- 100) (5 SUMS)<br/>WORKBOOK PAGE -122 (Ex 15 - Q 2)</p> <p style="text-align: right;"></p>                                                             | <p>Measurement (Weight) –Typed Notes<br/><b>WORKBOOK PAGES –103, 104 (TILL FIB)</b></p> <p style="text-align: right;"></p>       |
| 5.                                | <p>Math lab Activity pages 36, 37</p> <p style="text-align: right;"></p>                                                                   | <p>Notebook Ex -2 Who am I? (5 SUMS)</p>                                                                                                                                                                                                                                                                                                                                 | <p>Number Concept worksheet-5 (71-100)</p>                                                                                                                                                                                                                    | <p>Notebook – Ex Weight<br/>Viz: Write (H) for heavy and (L) for light</p> <p style="text-align: right;"></p>                  |
| 6.                                | <p style="background-color: yellow; text-align: center;"><b>WORLD ELDERS DAY SPECIAL ASSEMBLY</b></p> <p style="text-align: center;"></p> | <p style="background-color: yellow; text-align: center;"><b>WORLD STUDENTS' DAY</b></p> <p style="text-align: center;"></p> <p>WORKBOOK PAGES -64,65,67</p> <p style="text-align: right;"></p> | <p>Ex- Count the beads on the abacus. (4 SUMS)<br/>double digit. (50 - 90)</p>                                                                                                                                                                                | <p>Notebook –Ex Weight<br/>How heavy is each object?</p> <p style="text-align: right;"></p>                                    |

Note: This syllabus is subject to changes based on the reviews done throughout the year.
























## INDIAN SCHOOL AL WADI AL KABIR PERIODIC SYLLABUS PLAN 2023-2024 CLASS – I MATHEMATICS

| MONTH –<br>October/November          | 1.                                                                                                                                                        | 2.                                                                                                                                                                                                                      | 3.                                                                                                  | 4.                                                                                                                                          |
|--------------------------------------|-----------------------------------------------------------------------------------------------------------------------------------------------------------|-------------------------------------------------------------------------------------------------------------------------------------------------------------------------------------------------------------------------|-----------------------------------------------------------------------------------------------------|---------------------------------------------------------------------------------------------------------------------------------------------|
| No. of periods<br>available per week | 22 <sup>nd</sup> Oct – 26 <sup>th</sup> Oct                                                                                                               | 29 <sup>th</sup> Oct – 2 <sup>nd</sup> Nov                                                                                                                                                                              | 5 <sup>th</sup> Nov – 9 <sup>th</sup> Nov                                                           | 12 <sup>th</sup> Nov – 16 <sup>th</sup> Nov                                                                                                 |
| 1.                                   | Measurement –Capacity<br>(Typed Notes)<br><b>WORKBOOK PAGE - 104</b><br> | Introduction- Subtraction (Typed Notes<br>Explanation)<br><b>WORKBOOK PAGES 39 &amp; 40</b><br>                                       | Number Line-11-20 (Worksheet 2)                                                                     | <b>DIWALI ASSEMBLY</b><br>                               |
| 2.                                   | <b>WORKBOOK PAGE -107(MATH<br/>LAB ACTIVITY)</b><br><b>DUSSHERA</b><br>  | <b>SPECIAL ASSEMBLY - OMAN TREE DAY</b><br><b>WORKBOOK PAGES 41,42, 43 (E &amp;F) &amp; 87</b><br>                                   | Number Line 21-50 (Worksheet 3)                                                                     | <b>GUJRATI NEW YEAR</b><br>                              |
| 3.                                   | <b>Notebook –Ex Capacity</b><br>Write (M) for more and (L) for<br>less                                                                                    | <b>Subtraction – Notebook –Pictorial (5 SUMS)</b>                                                                                                                                                                       | <b>Subtraction –Horizontal (Single<br/>Digit)</b><br>0-10 Eg. $8 - 3 = 5$                           | <b>CHILDREN'S DAY</b><br><b>WORKBOOK PAGES 43,44</b><br> |
| 4.                                   | <b>WORKBOOK PAGES –105&amp;106<br/>(Q3)</b><br>                          | <b>Subtraction</b><br><b>Typed notes – Number Line &amp; with<br/>subtraction properties.</b><br>(Number Line- 0-10 Worksheet 1)<br> | <b>Horizontal Subtraction</b><br>21-50 (Double digit with single digit)<br>Eg: $25-3 = 22$ (5 SUMS) | <b>Vertical Subtraction (Double Digit<br/>with Double Digit) Worksheet 5.</b>                                                               |
| 5.                                   | <b>WORKBOOK PAGES –<br/>107(WORKSHEET) &amp; 108</b><br>               | <b>Subtraction- Horizontal (Single Digit 0-10)</b><br>                                                                              | <b>Vertical Subtraction (Single Digit)</b><br><b>Notebook Ex. (4 SUMS)</b>                          | <b>WORKBOOK PAGES -45,46,47</b>                                                                                                             |
| 6.                                   | <b>Abacus Pictorial count &amp; write</b><br>Notebook Ex. -71-99<br>(3 SUMS)<br>Backward counting 20 - 0                                                  | <b>Backward Counting 50-0</b><br><b>Subtraction</b><br><b>WORKBOOK PAGE- 115(4)</b><br>                                            | <b>Vertical Subtraction (Double Digit<br/>with Single Digit)</b><br>(4 SUMS)<br><b>Worksheet 4</b>  | <b>WORKBOOK PAGE 136(Ex 4)</b><br>                     |

**Note: This syllabus is subject to changes based on the reviews done throughout the year.**



















# INDIAN SCHOOL AL WADI AL KABIR PERIODIC SYLLABUS PLAN 2023-2024 CLASS – I MATHEMATICS

| MONTH –<br>November/December      | 1.                                                                                                                                                      | 2.                                                                                                                                                 | 3.                                                                                                                        | 4.                                                                                                                                                                  |
|-----------------------------------|---------------------------------------------------------------------------------------------------------------------------------------------------------|----------------------------------------------------------------------------------------------------------------------------------------------------|---------------------------------------------------------------------------------------------------------------------------|---------------------------------------------------------------------------------------------------------------------------------------------------------------------|
| No. of periods available per week | 19 <sup>th</sup> Nov – 23 <sup>rd</sup> Nov                                                                                                             | 26 <sup>th</sup> Nov – 30 <sup>th</sup> Nov                                                                                                        | 3 <sup>rd</sup> Dec – 7 <sup>th</sup> Dec                                                                                 | 10 <sup>th</sup> Dec – 14 <sup>th</sup> Dec                                                                                                                         |
| 1.                                | <b>NATIONAL DAY</b><br>WORKBOOK PAGES 137(Ex -5)138 (i – I)<br>        | Backward Counting – (100 -0) (Notebook)<br>                     | <b>Founder' Day</b><br>                | Introduction- Time<br>Typed Notes<br>WORKBOOK PAGES -157,158<br>                 |
| 2.                                | Vocabulary Sums<br>(Typed Notes)<br>Notebook Ex. (a – e)<br>           | WORKBOOK PAGES 53,54(6)<br>                                     | <b>Post Mid Term Examination</b><br>   | Write the time in both ways<br>(Worksheet 1) WORKBOOK PAGE 159<br>               |
| 3.                                | Introduction –<br>Subtraction Story Sums<br>Worksheet 6 – (4 SUMS)<br> | WORKBOOK PAGES 54 (7),55(a-h)<br>Math Lab –WORKBOOK PAGE 56<br> | <b>Post Mid Term Examination</b><br>   | Draw hands on the clock to show the time. (Worksheet 2)<br>WORKBOOK PAGE 160<br> |
| 4.                                | Story Sums<br>(2 SUMS Notebook.)<br>                                   | Revision Worksheet – 1<br>(Post Mid Term)                                                                                                          | <b>Post Mid Term Examination</b><br>   | Calendar (Days of the week)- Typed notes<br>WORKBOOK PAGE 161<br>                |
| 5.                                | <b>Oman National Day Holiday</b>                                                                                                                        | <b>Sports Day</b><br>                                          | <b>Post Mid Term Examination</b><br>  | Calendar (Months of the year)- Typed notes<br>WORKBOOK PAGE 162<br>             |
| 6.                                | <b>Oman National Day Holiday</b>                                                                                                                        | <b>Sports Day</b><br>                                         | <b>Post Mid Term Examination</b><br> | <b>CHRISTMAS ASSEMBLY</b><br>                                                  |

**Note: This syllabus is subject to changes based on the reviews done throughout the year.**



## INDIAN SCHOOL AL WADI AL KABIR PERIODIC SYLLABUS PLAN 2023-2024 CLASS – I MATHEMATICS















| MONTH –<br>January/February          | 1.                                                                                                         | 2.                                                                                                                                                                              | 3.                                                                                                                   | 4.                                                                                                                                                                              |
|--------------------------------------|------------------------------------------------------------------------------------------------------------|---------------------------------------------------------------------------------------------------------------------------------------------------------------------------------|----------------------------------------------------------------------------------------------------------------------|---------------------------------------------------------------------------------------------------------------------------------------------------------------------------------|
| No. of periods available<br>per week | 17 <sup>th</sup> Dec – 21 <sup>st</sup> Dec                                                                | 9 <sup>th</sup> Jan – 11 <sup>th</sup> Jan                                                                                                                                      | 14 <sup>th</sup> Jan – 18 <sup>th</sup> Jan                                                                          | 21 <sup>st</sup> Jan – 25 <sup>th</sup> Jan                                                                                                                                     |
| 1.                                   | <b>WINTER BREAK</b><br>   | <b>SCHOOL REOPENS AFTER WINTER BREAK</b><br>Post Mid-term examination<br>Remedial Work (2 Pages)                                                                                | Worksheet 1 -Data Handling                                                                                           | WORKBOOK PAGES 81,82(Ex 6b,7,8)<br>                                                          |
| 2.                                   | <b>WINTER BREAK</b><br>   | F.I.B (Mixed Time & Calendar)-<br>(Notebook.)<br>Math Lab Activity –WORKBOOK<br>PAGE 165<br> | WORKBOOK PAGES<br>170,171,172<br> | <b>SEA – Term II</b>                                                                                                                                                            |
| 3.                                   | <b>WINTER BREAK</b><br>   | WORKBOOK PAGES 163,164(Till<br>no. 4) &166<br>                                               | Worksheet 2 -Data Handling                                                                                           | WORKBOOK PAGES 166,73(Worksheet Ex 1)<br>                                                    |
| 4.                                   | <b>WINTER BREAK</b><br>  | Introduction – Data Handling-<br>Typed notes - 2 Examples                                                                                                                       | Revision (Notebook) -Solve<br>–Add & Sub<br>(H-5 & V- 4)                                                             | WORKBOOK PAGES 85,86[1,2 (orange)&<br>2(pink)]<br><b>Special Assembly –Republic Day</b><br> |
| 5.                                   | <b>WINTER BREAK</b><br> | WORKBOOK PAGES 167,168,169<br>                                                             | Mixed Story Sums<br>(Add & Sub Notebook<br>(Ex)- 4 SUMS<br>[Refer to page 83 e-h & 142<br>(5a-h)]                    | <b>Republic Day – Holiday</b><br>                                                          |
| 6.                                   | <b>WINTER BREAK</b><br> | <b>HIS MAJESTY'S ACCENSION</b>                                                                                                                                                  | WORKBOOK PAGES – 57,58<br>      | WORKBOOK PAGES – 88,89,90<br>                                                              |

**Note: This syllabus is subject to changes based on the reviews done throughout the year.**





**INDIAN SCHOOL AL WADI AL KABIR  
PERIODIC SYLLABUS PLAN 2021-2022  
CLASS – I MATHEMATICS**

| <b>MONTH –<br/>January/February</b>          | <b>1.</b>                                                                                                                              | <b>2.</b>                                                                                                                                              | <b>3.</b>                                                                                                                       | <b>4.</b>                                        |
|----------------------------------------------|----------------------------------------------------------------------------------------------------------------------------------------|--------------------------------------------------------------------------------------------------------------------------------------------------------|---------------------------------------------------------------------------------------------------------------------------------|--------------------------------------------------|
| <b>No. of periods available<br/>per week</b> | <b>28<sup>th</sup> Jan – 1<sup>st</sup> Feb</b>                                                                                        | <b>4<sup>th</sup> Feb - 8<sup>th</sup> Feb</b>                                                                                                         | <b>11<sup>th</sup> Feb - 15<sup>th</sup> Feb</b>                                                                                | <b>18<sup>th</sup> Feb – 22<sup>nd</sup> Feb</b> |
| <b>1.</b>                                    | WORKBOOK PAGES-94<br>(6 a, b),95,99<br>               | WORK BOOK PAGE -38<br>                                              | Mental Math WORKBOOK<br>PAGES -51& 52                                                                                           | AL ISRA'A WAL NKRAJ                              |
| <b>2.</b>                                    | WORKBOOK PAGES 138,139( Ex<br>6) 141(Mental Math)<br> | WORK BOOK PAGES– 125,126 &127<br>                                   | WORKBOOK PAGES 139, 140<br>(Mental Math)<br> |                                                  |
| <b>3.</b>                                    | <b>CLASS CONCERT</b><br>                              | WORK BOOK PAGE – 132<br>                                            | WORKBOOK PAGES 141, 142<br>(Mental Math)<br> |                                                  |
| <b>4.</b>                                    | <b>CLASS CONCERT</b><br>                              | WORKBOOK PAGES<br>74 (Ex 3, 1,2,3,1,2,3)<br>                        | Revision Worksheet – 1                                                                                                          |                                                  |
| <b>5.</b>                                    | WORK BOOK PAGE – 24<br>(Ex 3 (a – h)<br>              | WORKBOOK PAGES<br>83(Ex 9),84<br><br><b>Hindi Choral Recitation</b> | <b>English Choral Recitation</b>                                                                                                |                                                  |
| <b>6.</b>                                    | WORK BOOK PAGE – 28<br>Ex – 5, 124<br>              | WORKBOOK PAGES – 59<br><br><b>Hindi Choral Recitation</b>         |                                                                                                                                 |                                                  |

**Note: This syllabus is subject to changes based on the reviews done throughout the year.**



**INDIAN SCHOOL AL WADI AL KABIR  
PERIODIC SYLLABUS PLAN 2021-2022  
CLASS – I MATHEMATICS**

| <b>MONTH – February/<br/>March</b>           | <b>1.</b>                                        | <b>2.</b>                                          | <b>3.</b>                                            | <b>4.</b> |
|----------------------------------------------|--------------------------------------------------|----------------------------------------------------|------------------------------------------------------|-----------|
| <b>No. of periods available<br/>per week</b> | <b>25<sup>th</sup> Feb – 29<sup>th</sup> Feb</b> | <b>3<sup>rd</sup> March – 7<sup>th</sup> March</b> | <b>10<sup>th</sup> March – 14<sup>th</sup> March</b> |           |
| <b>1.</b>                                    |                                                  | <b>(FINAL EXAM)</b>                                |                                                      |           |
| <b>2.</b>                                    |                                                  | <b>(FINAL EXAM)</b>                                |                                                      |           |
| <b>3.</b>                                    |                                                  | <b>(FINAL EXAM)</b>                                |                                                      |           |
| <b>4.</b>                                    |                                                  | <b>(FINAL EXAM)</b>                                |                                                      |           |
| <b>5.</b>                                    |                                                  | <b>(FINAL EXAM)</b>                                |                                                      |           |
| <b>6.</b>                                    |                                                  | <b>(FINAL EXAM)</b>                                |                                                      |           |

**Note: This syllabus is subject to changes based on the reviews done throughout the year.**



# INDIAN SCHOOL AL WADI AL KABIR

DEPARTMENT OF COMPUTER SCIENCE

ANNUAL SYLLABUS BREAK UP


2023-2024

**CLASS: I**

| <b>MONTH</b> | <b>LESSONS</b>                                                                                                                                                                                                                  | <b>ACTIVITIES</b>                                                                                                                                                                                                                  |
|--------------|---------------------------------------------------------------------------------------------------------------------------------------------------------------------------------------------------------------------------------|------------------------------------------------------------------------------------------------------------------------------------------------------------------------------------------------------------------------------------|
| <b>APRIL</b> | <b><u>Unit 1: Computer - My Best Friend</u></b> <ul style="list-style-type: none"><li>• Natural and Man-Made Things</li><li>• <b>COMPUTER - A Wonderful Machine</b></li></ul> <b>Unit 3: Parts of a Computer (Introduction)</b> | <ul style="list-style-type: none"><li>• Knowing the Computer Peripherals -Basic Parts</li><li>• Educational Software - Math Ahead</li></ul>                                                                                        |
| <b>MAY</b>   | <b><u>Unit: 3 Parts of a Computer</u></b> <ul style="list-style-type: none"><li>• Parts of a Computer</li><li>• Additional Parts of a Computer</li></ul> <b>Revision - Unit 1</b><br><b>Pre-midterm Diagnostic Exam</b>         | <ul style="list-style-type: none"><li>• Starting Tux Paint</li><li>• Components of the Tux Paint Window, Tools in Tux Paint</li><li>• Using the Paint tool</li><li>• Using the Eraser tool</li><li>• Using the line tool</li></ul> |
| <b>JUNE</b>  | <b>Introduction</b><br><b><u>Unit: 2 Uses of a Computer</u></b>                                                                                                                                                                 | Practice the Tools in Tux Paint                                                                                                                                                                                                    |





|                         |                                                                                                                                                                                                                                                                                                                                                                                                                              |                                                                                          |
|-------------------------|------------------------------------------------------------------------------------------------------------------------------------------------------------------------------------------------------------------------------------------------------------------------------------------------------------------------------------------------------------------------------------------------------------------------------|------------------------------------------------------------------------------------------|
| <p><b>AUGUST</b></p>    | <p><u>Unit: 2 Uses of a Computer</u></p> <ul style="list-style-type: none"> <li>• Places where Computers are used</li> </ul> <p><u>Unit: 5 Using a Mouse</u></p> <ul style="list-style-type: none"> <li>• Mouse</li> <li>• Parts of a Mouse</li> <li>• Holding a Mouse</li> <li>• Actions of a Mouse</li> </ul> <p>Subject Enrichment Activity on Parts of a computer (Worksheet)</p> <p>Notebook Completion and Grading</p> | <p>Tools in Tux Paint</p> <ul style="list-style-type: none"> <li>• Magic Tool</li> </ul> |
| <p><b>SEPTEMBER</b></p> | <p>Revision, Solving Rev. Worksheet and Midterm Exam Topics:</p> <p>Unit 1 : My Best Friend</p> <p>Unit 2 : Uses of Computer</p>                                                                                                                                                                                                                                                                                             | <p>Practice the Tools in Tux Paint</p> <p>Mid-Term Diagnostic Examination</p>            |
| <p><b>OCTOBER</b></p>   | <p><u>Unit 7: Introduction to Paint</u></p> <ul style="list-style-type: none"> <li>• Opening Paint</li> <li>• Parts of Paint Window</li> <li>• Drawing Different Shapes</li> </ul>                                                                                                                                                                                                                                           | <p>Activity project work - pg. no. 59</p>                                                |
| <p><b>NOVEMBER</b></p>  | <p><u>Unit 7: Introduction to Paint (Contd..)</u></p> <p><b>DIGI SAVVY HUNT COMPETITION (Tux Paint)</b></p> <ul style="list-style-type: none"> <li>• Tools of Paint &amp; Tux Paint</li> </ul> <p>Subject Enrichment Activity on - MS Paint (Practical Grading)</p>                                                                                                                                                          | <p>Project work from pages 76,77</p>                                                     |
| <p><b>DECEMBER</b></p>  | <p>Revision - Unit- 5 - Using a Mouse</p> <p>Post Mid Term Diagnostic Examination.</p> <p>Winter vacation</p>                                                                                                                                                                                                                                                                                                                | <p>Project work from pages 78</p>                                                        |










|                        |                                                                                                                                                                                                                                                                                                                      |                                                          |
|------------------------|----------------------------------------------------------------------------------------------------------------------------------------------------------------------------------------------------------------------------------------------------------------------------------------------------------------------|----------------------------------------------------------|
| <p><b>JANUARY</b></p>  | <p><b><u>Unit 4: Using a Keyboard</u></b></p> <ul style="list-style-type: none"> <li>● Keyboard</li> <li>● Types of Keys</li> <li>- Number Keys, Special Keys, Spacebar Key, Enter Key, Caps Lock Key, Backspace Key, Delete Key</li> </ul> <p><b><u>Unit 6: Introduction to Rapid Typing (Introduction)</u></b></p> | <p>Counting and identifying the keys in the keyboard</p> |
| <p><b>FEBRUARY</b></p> | <p><b><u>Unit 6: Introduction to Rapid Typing</u></b></p> <ul style="list-style-type: none"> <li>● What is Touch Typing?</li> <li>● Getting Started with Rapid Typing</li> <li>● Components of Rapid Typing Window</li> <li>● Start Typing in Rapid Typing</li> <li>Subject Enrichment Activity</li> </ul>           | <p>Activity project work - pg. no. 47</p>                |
| <p><b>MARCH</b></p>    | <p>Revision, Solving Rev. Worksheet and Final Examination Final Examination (Portions)</p> <p>Unit 5 - Using a Mouse</p> <p>Unit 4 - Using a Keyboard</p>                                                                                                                                                            | <p><i>Final Examination</i></p>                          |



**INDIAN SCHOOL AL WADI AL KABIR**  
**2023 – 2024**  
**VALUE EDUCATION ANNUAL PLAN**  
**CLASS - I**



| SR. NO. | MONTH (2 PERIODS) | TOPIC                                                                                                                                                                                                                                                                                                                                                                                                                             | ACTIVITY                                                                                                                                                                                                                                                                                                                                                                                                                                                                                                  |
|---------|-------------------|-----------------------------------------------------------------------------------------------------------------------------------------------------------------------------------------------------------------------------------------------------------------------------------------------------------------------------------------------------------------------------------------------------------------------------------|-----------------------------------------------------------------------------------------------------------------------------------------------------------------------------------------------------------------------------------------------------------------------------------------------------------------------------------------------------------------------------------------------------------------------------------------------------------------------------------------------------------|
| 1       | APRIL             |  <p>Story Reading “-The Ant and The Dove” (Hand out) video/<br/> <a href="https://youtu.be/jXPJkzwszJc?t=24">https://youtu.be/jXPJkzwszJc?t=24</a></p>                                                                                                                                                                                           | <p>➤ QCT</p> <p>*PASS THE SMILE </p> <p>Everyone sits in a circle and the teacher starts by smiling at the first child in the circle. This child then passes the smile by smiling at the next child sitting next to him/her.</p> <p><b>Follow up Activity Puzzle game</b> -Complete a puzzle while taking turns adding pieces.</p>  |
| 2       | MAY               |  <p>ACTIVITY: Practical experience of</p> <ul style="list-style-type: none"> <li>* walking in a straight line</li> <li>* waiting for their turn</li> <li>*use of golden rules</li> <li>*Do not scribble on the walls and desks.</li> <li>* Do not run in the corridors.</li> <li>*do not sharpen pencils or throw waste in the class</li> </ul> | <p>➤ QCT (Activity)</p> <p>-Building their own classroom rules and displaying it in the classroom.</p> <p><b>Follow up Activity Freeze Dance</b>- Have a dance with the group of kids and tell everyone that when you stop the music, they must freeze. ...</p>                                                                                                                                                                                                                                           |
| 3       | AUGUST            | <p><b>RESPECT</b></p> <p><b>STORY BY THE TEACHER</b></p> <p><b>ACTIVITY:</b> Reinforce respect by celebrating examples of it in your classroom.</p> <p>Children will learn the importance of magic words in their daily conversation.</p> <ul style="list-style-type: none"> <li>*Please, *thank you, *sorry</li> <li>*Pardon me, * may I come in or go out of the class.</li> </ul> <p>(Explain with real time examples)</p>     | <p>➤ QCT – Work cooperatively to achieve a goal.</p> <p>Eg: Children and teacher need to discuss and talk about one good deed of respect in the classroom or at home showing respect to one another. (Student, the teacher, a visitor to the classroom or at home.)</p> <p><b>Activity- “Finish the Sentences”</b> the teacher will printout or write the points on a chart paper.</p> <p>➤ Viz: When we give respect, we get back respect</p>                                                            |

|      |           |                                                                                                                                                                                                                                                                                                                                                                                                                                        |                                                                                                                                                                                                                                                                                                                                                                                                                                                                                            |
|------|-----------|----------------------------------------------------------------------------------------------------------------------------------------------------------------------------------------------------------------------------------------------------------------------------------------------------------------------------------------------------------------------------------------------------------------------------------------|--------------------------------------------------------------------------------------------------------------------------------------------------------------------------------------------------------------------------------------------------------------------------------------------------------------------------------------------------------------------------------------------------------------------------------------------------------------------------------------------|
| 4    | SEPTEMBER |  <p><b>ACTIVITY:</b><br/>Give a single stick to the children, ask them to break it. Next, give a bundle of sticks to the children, they will not be able to break them.<br/>Show video Unity is Strength - English Moral Story for Kids<br/><a href="https://www.youtube.com/watch?v=dvav0Nprnas">https://www.youtube.com/watch?v=dvav0Nprnas</a></p> | <p>➤ <b>QCT</b><br/><b>Unity is Strength:</b></p>  <p>Activity: each student will write a note what he or she likes on a piece of puzzle given by the teacher. Later the whole puzzle will be joined as a picture of unity<br/><b>Viz: There is more power in unity than in division.</b></p>                                                                                                           |
| 5    | OCTOBER   |  <p><b>Video</b><br/>1-<a href="https://youtu.be/LVvVVBxo6Pw?t=8">https://youtu.be/LVvVVBxo6Pw?t=8</a><br/>2-<a href="https://youtu.be/K2-Mha47GVs?t=269">https://youtu.be/K2-Mha47GVs?t=269</a></p>                                                                                                                                                  | <p><b>QCT:</b> Talk to students about obeying, later ask the students to take the OBEY 'O' METER home, tell them to move the arrow up or down accordingly to how well they behave at home during the week. The children can bring the paper back to class next week and share it in the class.<br/><b>How to make:</b> Print the templet given in the Teachers resources and give a printout to the students. The children have to make small arrow.<br/><b>Activity -OBEY'O'METER</b></p> |
| HOME | NOVEMBER  |  <p><b>SPORTSDAY ACTIVITY - VIDEO</b><br/><a href="https://youtu.be/Pdpc31UiYlg?t=15">https://youtu.be/Pdpc31UiYlg?t=15</a></p>                                                                                                                                                                                                                       | <p>➤ <b>QCT</b> -When children work together, they learn how to communicate with their peer effectively, Team work can show how children work together why it is important to work as a team<br/><b>Viz: Alone, we can do little. In a team, we can do so much.</b><br/><b>Together Everyone Achieves More</b></p>                                                                                      |
| 7    | DECEMBER  |  <p>VIDEO – <a href="https://youtu.be/LAS324OYPXI?T=64">HTTPS://YOUTU.BE/LAS324OYPXI?T=64</a></p>                                                                                                                                                                                                                                                    | <p>➤ <b>QCT</b>-Write a few points on honesty or draw how you can be honest<br/><b>ACTIVITY: HONESTY IS THE POLICY</b></p>                                                                                                                                                                                                                                                                             |
| 8    | JANUARY   |  <p>VIDEO<br/><a href="https://www.youtube.com/watch?v=V9AIYHXSFT4">HTTPS://WWW.YOUTUBE.COM/WATCH?V=V9AIYHXSFT4</a></p>                                                                                                                                                                                                                             | <p>➤ <b>QCT</b> Kindness matters (caption)<br/><b>ACTIVITY:FILL THE 'CUP OF KINDNESS'</b></p>                                                                                                                                                                                                                                                                                                                                                                                              |
| 9    | FEBRUARY  |  <p>VIDEO<a href="https://www.youtube.com/watch?v=JlodsXEvo4U">https://www.youtube.com/watch?v=JlodsXEvo4U</a></p>                                                                                                                                                                                                                                  | <p>➤ <b>QCT</b> – GRATITUDE JOURNAL write a few points on the templet given by the teacher .</p>                                                                                                                                                                                                                                                                                                                                                                                           |

**\*\* Note: This syllabus is subject to changes based on the reviews done throughout the year.\*\***

# Teacher's Resources



## The Ant and the Dove

One hot day, an ant was searching for some water. After walking around for some time, she came to a spring. To reach the spring, she had to climb up a blade of grass. While making her way up, she slipped and fell into the water.

She could have drowned if a dove up a nearby tree had not seen her. Seeing that the ant was in trouble, the dove quickly plucked off a leaf and dropped it into the water near the struggling ant. The ant moved towards the leaf and climbed up there. Soon it carried her safely to dry ground. Just at that time, a hunter nearby was throwing out his net towards the dove, hoping to trap it.

Guessing what he was about to do, the ant quickly bit him on the heel. Feeling the pain, the hunter dropped his net. The dove was quick to fly away to safety.

**One good turn deserves another.**

2 Puzzle game provided by the teacher

\*\*\*\*\*  
★  
★ **Golden Rules** ★  
★  
★ DO DO NOT ★  
★ Be gentle Hurt anybody ★  
★ Be kind and helpful Hurt people's feelings ★  
★ Work hard Waste your or other people's time ★  
★ Look after property Waste or damage things ★  
★ Listen to people interrupt ★  
★ Be honest Cover up the truth ★  
★  
\*\*\*\*\*

3 # "finish the sentence"


- My teacher respects me when they...
- I respect my teacher by...
- My classmates respect me when...
- I show respect to my classmates by

**Respect is...** 

- Treating someone how you and they want to be treated
- Caring about the thoughts, feelings, beliefs, and rights of someone else

RESPONSIVE





4

### OBEY O-METER

I WILL TRY TO OBEY

\_\_\_\_\_

\_\_\_\_\_

\_\_\_\_\_

WITHOUT  
COMPLAINING  
PROMPTLY  
TO MY BEST  
ABILITY  
ALL THE TIME

5

6



# Character Stories

## Honesty

Story by Andrew Frinkle



Honesty is always telling the truth. It is about being trustworthy and loyal. There are many ways to show honesty.

Manny was the classroom's money collector for special events. Whenever the classroom did a collection and gathered money, the class trusted Manny to do it. If he found a penny on the ground, he tried to find the owner. He wouldn't take a cent that wasn't his! Manny was very honest.

Gretchen always told the truth, no matter what. Gretchen wouldn't even lie when a bully wanted her to lie about what she'd seen her do! All of Gretchen's friends wouldn't let anything happen to her, either. They all loved Gretchen for being so honest.

How do you show honesty?



Today I am thankful for:

---



---



---

I am feeling happy about:

---



---



---

# Cup O' Kindness

